

Your SEBB benefits

# 2025

# School Employee Enrollment Guide



**Get started**

Page 5



**2025 Monthly premiums**

Page 39



**Eligibility**

Pages 8-10



**How to enroll**

Page 13



**Medical benefits at-a-glance**

Page 40



**Plans by county**

Page 32



# Who to contact for help

## Contact the plans directly for help with:

- Benefit questions
- ID cards
- Claims
- Checking to see if a health care provider is in the plan's network
- Choosing a health care provider
- Making sure your prescriptions are covered
- Checking if your wellness incentive was applied to your deductible

## Contact your payroll or benefits office for help with:

- Eligibility for coverage and enrollment questions or changes
- Accessing paper forms
- Premium surcharge questions
- Updating your contact information (name, address, phone number, etc.)
- Enrolling or removing dependents
- Payroll deduction information (including pretax or post-tax contributions)
- Appeals

## *Experiencing a mental health or substance use crisis?*

These resources are available for all people in Washington regardless of your income or whether you have insurance or not.

- **For a life-threatening emergency:** Call 911.
- **For 24-hour suicide prevention or a mental health crisis:** Call or text 988.
- **For substance use, problem gambling, or mental health support:** Call the Washington Recovery Help Line at 1-866-789-1511 or the mental health crisis line in your area.

## Medical plans

### Kaiser Foundation Health Plan of the Northwest (Kaiser Permanente NW) 1, 2, 3

[my.kp.org/sebb](https://my.kp.org/sebb)

1-800-813-2000 (TRS: 711)

### Kaiser Foundation Health Plan of Washington (Kaiser Permanente WA) Core 1, 2, 3, SoundChoice

[kp.org/wa/sebb](https://kp.org/wa/sebb)

1-888-901-4636 (TRS: 711)

### Kaiser Foundation Health Plan of Washington Summit PPO 1, 2, 3

[kp.org/wa/sebb](https://kp.org/wa/sebb)

1-888-901-4636 (TRS: 711)

### Premera HMO, High PPO, Standard PPO

[premera.com/sebb](https://premera.com/sebb)

1-800-807-7310 (TRS: 711)

### Uniform Medical Plan (UMP) Achieve 1, Achieve 2, High Deductible

Administered by Regence BlueShield and ArrayRx

#### Medical services (Regence BlueShield):

[ump.regence.com/sebb](https://ump.regence.com/sebb)

1-800-628-3481 (TRS: 711)

#### Prescription drugs (ArrayRx):

[ump.regence.com/sebb/benefits/prescriptions](https://ump.regence.com/sebb/benefits/prescriptions)

1-888-361-1611 (TRS: 711)

### UMP Plus–Puget Sound High Value Network

Administered by Regence BlueShield and ArrayRx

#### Medical services (Regence BlueShield):

[pugetsoundhighvaluenetwork.org](https://pugetsoundhighvaluenetwork.org)

1-877-345-8760 (TRS: 711)

#### Prescription drugs (ArrayRx):

[ump.regence.com/sebb/benefits/prescriptions](https://ump.regence.com/sebb/benefits/prescriptions)

1-888-361-1611 (TRS: 711)

## UMP Plus–UW Medicine Accountable Care Network

Administered by Regence BlueShield and ArrayRx

### Medical services (Regence BlueShield):

[sebb.uwmedicine.org](http://sebb.uwmedicine.org)

1-888-402-4238 (TRS: 711)

### Prescription drugs (ArrayRx):

[ump.regence.com/sebb/benefits/prescriptions](http://ump.regence.com/sebb/benefits/prescriptions)

1-888-361-1611 (TRS: 711)

## Dental plans

### DeltaCare

Administered by Delta Dental of Washington

[deltadentalwa.com/sebb](http://deltadentalwa.com/sebb)

1-800-650-1583

### Uniform Dental Plan

Administered by Delta Dental of Washington

[deltadentalwa.com/sebb](http://deltadentalwa.com/sebb)

1-800-537-3406

### Willamette Dental Group

[willamettedental.com/sebb](http://willamettedental.com/sebb)

1-855-433-6825 (TRS: 711)

## Vision plans

### Davis Vision by MetLife

Underwritten by Metropolitan Life Insurance Company

[metlife.com/wshca-sebb](http://metlife.com/wshca-sebb)

1-877-377-9353

TTY: 1-800-523-2847

### EyeMed Vision Care

Underwritten by Fidelity Security Life Insurance Company

[eyemedvisioncare.com/hcasebb](http://eyemedvisioncare.com/hcasebb)

1-800-699-0993

TTY: 1-844-230-6498

### MetLife Vision Plan

Underwritten by Metropolitan Life Insurance Company

[metlife.com/wshca-sebb](http://metlife.com/wshca-sebb)

1-833-854-9624

TTY: 1-800-428-4833 (TRS: 711)

## Flexible spending arrangement (FSA) and Dependent Care Assistance Program (DCAP)

### Navia Benefit Solutions

[sebb.naviabenefits.com](http://sebb.naviabenefits.com)

1-800-669-3539

## Health savings account (HSA) for UMP High Deductible

### HealthEquity

[learn.healthequity.com/sebb](http://learn.healthequity.com/sebb)

1-844-351-6853 (TRS: 711)

## Life and accidental death and dismemberment (AD&D) insurance

### Metropolitan Life Insurance Company (MetLife)

Enrollment and management:

[mybenefits.metlife.com/wasebb](http://mybenefits.metlife.com/wasebb)

Info, docs, and more:

[metlife.com/wshca-sebb](http://metlife.com/wshca-sebb)

1-833-854-9624 (TRS: 711)

## Long-term disability (LTD) insurance

### Standard Insurance Company

[standard.com/mybenefits/wash-state-hca-sebb](http://standard.com/mybenefits/wash-state-hca-sebb)

1-833-229-4177

## Voluntary wellness program

### SmartHealth

Log in and complete activities:

[smarthealth.hca.wa.gov](http://smarthealth.hca.wa.gov)

Eligibility and deadlines:






























[hca.wa.gov/sebb-smarthealth](http://hca.wa.gov/sebb-smarthealth)

1-800-947-9541

HCA is committed to providing equal access to our services. If you need an accommodation or require documents in another format, please contact your payroll or benefits office.

# Contents

---

 Who to contact for help .....	2
 Get started .....	5
 How to use Benefits 24/7 .....	6
 Employee eligibility.....	8
 Dependent eligibility.....	10
 How to enroll .....	13
 Medicare and SEBB.....	16
 Waiving enrollment .....	18
 Paying for benefits .....	20
 Premium surcharges .....	22
 Choosing your benefits.....	24
 Selecting a medical plan .....	25
 UMP High Deductible with an HSA .....	28
 Behavioral health coverage .....	30
 2025 SEBB employee plans available by county .....	33
 2025 SEBB employee monthly premiums .....	39
 2025 SEBB Medical Benefits At-A-Glance.....	40
 Selecting a dental plan .....	52
 2025 SEBB Dental Benefits At-A-Glance .....	53
 Selecting a vision plan.....	54
 2025 SEBB Vision Benefits At-A-Glance .....	55
 After you enroll .....	58
 Changing your coverage .....	61
 When coverage ends.....	67
 Appeals .....	71
 Life and AD&D insurance .....	72
 Long-term disability insurance .....	76
 FSAs and DCAP .....	80
 SmartHealth.....	83

The *School Employee Enrollment Guide* provides you with information you need to sign up for, use, or change your SEBB benefits.

If there are updates or corrections to this document, you can find the latest version on HCA's website at [hca.wa.gov/erb](https://hca.wa.gov/erb) under *Forms & Publications*.

## 1. Learn about your benefits

### All employers offer these benefits

- Medical insurance
- Health savings account (HSA) for those who enroll in UMP High Deductible
- SmartHealth (voluntary wellness program)

### Your employer may also offer

- Dental insurance
- Vision insurance
- Life insurance
- Accidental death and dismemberment (AD&D) insurance
- Long-term disability (LTD) insurance
- Flexible spending arrangement (FSA) or Limited Purpose FSA
- Dependent Care Assistance Program (DCAP)

## 2. Choose your health plans

This guide has resources to help you make your health coverage selections, including the following:

- Medical plans available by county and district
- Premiums
- SEBB medical benefits at-a-glance
- SEBB dental benefits at-a-glance
- SEBB vision benefits at-a-glance

## 3. Enroll yourself and your dependents

Log in to our online enrollment system, Benefits 24/7, at [benefits247.hca.wa.gov](https://benefits247.hca.wa.gov). It works on your computer or mobile device and is the easiest way to enroll.

Use Benefits 24/7 to enroll in medical, dental, and vision coverage.

Do you plan to enroll a spouse, state-registered domestic partner, or children on your health plan? You can enroll your dependents in the same health plans that you choose for yourself. You can also use Benefits 24/7 to enroll eligible dependents and upload verification documents to prove they are eligible.

You will have access to Benefits 24/7 once your employer has entered your information into the system.

If you are using paper forms, submit them to your payroll or benefits office.

Either way you enroll, the enrollment must be completed (or the forms and documents must be received) **no later than 31 days** after you become eligible for SEBB benefits.

## 4. Attest to the premium surcharges

There are two premium surcharges that may apply to you.

- When you enroll in medical coverage, you must attest (respond) to whether you or any enrolled dependents age 13 or older use tobacco products.
- If you are enrolling a spouse or state-registered domestic partner on your medical coverage, you must also attest whether they could have enrolled in another employer-based group medical insurance plan.

If you do not attest, or if your attestations show the surcharges apply to you, you will be charged these premium surcharges in addition to your monthly medical premium.

### Learn more

Refer to other sections of this guide for more details. You can also find information on the HCA website at [hca.wa.gov/sebb-employee](https://hca.wa.gov/sebb-employee).

# How to use Benefits 24/7

School employees can use Benefits 24/7, our online enrollment system, on a computer or mobile device to enroll in and manage changes to their benefits.

**⚠ If you need help accessing Benefits 24/7, contact your payroll or benefits office.**

## What can I do in Benefits 24/7?

- Choose your medical, dental, and vision plans
- Waive enrollment in SEBB medical coverage
- Enroll your eligible dependents in SEBB benefits
- Upload documents to prove dependent eligibility
- Access vendor websites to enroll in supplemental (employee-paid) life and supplemental accidental death and dismemberment (AD&D) insurance, a flexible spending arrangement (FSA) or Limited Purpose FSA, and the Dependent Care Assistance Program (DCAP)
- Reduce or decline coverage in employee-paid long-term disability (LTD) insurance
- Attest to premium surcharges
- Request a change due to a special open enrollment
- Apply for SEBB Continuation Coverage (COBRA or Unpaid Leave)
- Apply for PEBB retiree insurance coverage

### *Good to know!*

#### What's your browser?

Google Chrome is the preferred browser for Benefits 24/7, but Edge, Firefox, and Safari will also work. For more information, check out the *Help with Benefits 24/7* webpage at [benefits247.hca.wa.gov](https://benefits247.hca.wa.gov).

## How do I set up an account?

You will need to create a login for Benefits 24/7 using SecureAccess Washington (SAW). SAW is the state's secure single-sign-on portal and will keep your sensitive information secure.

If you already have a SAW account, you do not need to create another one.

1. **Visit [benefits247.hca.wa.gov](https://benefits247.hca.wa.gov)** and click the green *Log in to Benefits 24/7* button. You'll be directed to the SAW website.
2. **Click *Sign up*** to create a SAW account. (If you already have a SAW account, enter your username and password and skip to step 5.) Enter your name, email address (we recommend using your personal email address), a username, and password. Save your username and password in a safe place so you don't forget them the next time you log in.
3. **Check the box** to indicate you're not a robot and click *Submit*. Follow the link to activate your account.
4. **Check your email** for a message from SAW. Click on the confirmation link, close the *Account Activated!* browser window that opens, and return to your original window. Follow the instructions on the screen to finish creating your account.
5. **You'll be directed back** to Benefits 24/7. Enter your last name, date of birth, and last four digits of your Social Security number. Click *Verify my information*.
6. **Select your security questions** and answers. Like your username and password, be sure to save these in a safe place where you can find them for future use. You'll be directed to the Benefits 24/7 dashboard.

## When can I access Benefits 24/7?

After your employer enters your eligibility information into Benefits 24/7, you can log in and enroll in benefits within your 31-day eligibility period. Come back anytime to check your coverage or request special open enrollment changes.

## How do I enroll with Benefits 24/7?

Once you log in to Benefits 24/7, the step-by-step tool at the top of the page will guide you through the enrollment process. The steps are:

- 1. Add your dependents.** Enter your dependents' information, select the benefits you want to enroll them in, and attest to premium surcharges. If you are not adding dependents, skip to step 3.
- 2. Verify your dependents.** You must provide proof of your dependents' eligibility.

Upload documents from your computer or mobile device to verify your dependents' eligibility. Your documents must be verified and approved before your dependents are enrolled under your coverage. Acceptable documents (like a birth or marriage certificate, or recent tax return) and file types (PDF, JPEG, JPG, or PNG) are listed in Benefits 24/7. Be sure to keep the documents you submit.

If you are unable to upload documents online, you can submit paper documents to your payroll or benefits office.

Your dependents will not be enrolled until the documents are approved.
- 3. Select your plans.** Select your plans in Benefits 24/7 by checking the box next to the medical, dental, and vision plans you want for yourself and any dependents you want to enroll. Your dependents will be enrolled in the same plans as you.

You can waive SEBB medical coverage, but not other benefits, if:

  - You have other employer-based group medical coverage, a TRICARE plan, or Medicare; or
  - You have Public Employees Benefits Board (PEBB) medical, dental, and vision coverage.

You cannot enroll in both SEBB and PEBB health plans.
- 4. Attest to the premium surcharges.** Determine whether you'll be charged the monthly \$25-per-account tobacco use premium surcharge and the monthly \$50 spouse or state-registered domestic partner coverage premium surcharge.
- 5. Choose your supplemental benefits, if offered.** You can reduce or decline employee-paid LTD insurance. Learn about your life and AD&D insurance options, flexible spending arrangements, the Dependent Care Assistance Program, and health savings accounts, as well as SmartHealth, our voluntary wellness program, at [hca.wa.gov/sebb-employee](https://hca.wa.gov/sebb-employee).

### *Good to know!*

#### **Get your news by email**

Get the latest news and updates from the SEBB Program by going paperless. When you receive general information and newsletters by email, it's faster for you and helps reduce the toll on the environment. Go to Benefits 24/7 at [benefits247.hca.wa.gov](https://benefits247.hca.wa.gov) to sign up.

# Employee eligibility

---

This guide provides a general summary of employee eligibility for SEBB benefits. In this guide, school employees are also called subscribers.

Your employer will determine if you are eligible for the employer contribution toward SEBB benefits based on your specific work circumstances (see Washington Administrative Code [WAC] 182-31-040) and notify you. Contact your payroll or benefits office if you have questions about eligibility or when coverage will begin. All eligibility determinations are based on rules in Chapters 182-30 and 182-31 WAC on the *SEBB Rules and policies* webpage at [hca.wa.gov/sebb-rules](http://hca.wa.gov/sebb-rules). If discrepancies arise between WACs and this guide, the WACs take precedence. If you disagree with an eligibility determination, see “Appeals” on page 71.

Generally, you are eligible for the employer contribution toward SEBB benefits if you work in a school district, charter school, or an educational service district (ESD), and your employer anticipates you will work at least 630 hours during the school year (September 1 through August 31). Paid holidays and paid leave, such as sick, personal, and bereavement leave, count toward the required hours.

## **School employees of an employer group**

If you are a school employee who works for a tribal school or employee organization representing school employees, contact your payroll or benefits office for eligibility criteria.

## **Eligibility based on your first day of work**

If your employer determines that you are eligible, upon hire, your eligibility begins on your first day of work. Your first day of work typically determines when your SEBB benefits begin. See “When do my benefits begin?” on page 58.

## **Eligibility based on a revision to your anticipated work pattern or actual hours worked**

If your employer determined that you were not eligible for the employer contribution toward SEBB benefits, but your work circumstance changes and your employer anticipates at that time that you will work at least 630 hours during the school year, you become eligible on the date your work pattern is revised.

If your employer determined that you are not anticipated to work 630 hours, but you do actually

work 630 hours, you become eligible for the employer contribution toward SEBB benefits on the day you work your 630th hour.

If your employer determined that you are eligible for the employer contribution toward SEBB benefits, but your work pattern is revised so that your employer no longer anticipates you will work 630 hours during the school year, your eligibility for the employer contribution ends the last day of the month in which the change is effective.

## **Eligibility based on returning from approved leave**

If you return to work from approved leave without pay, you can maintain or establish eligibility for the employer contribution toward SEBB benefits if the work schedule you return to, had it been in effect at the start of the school year, would have resulted in you being anticipated to work the minimum hours to meet SEBB eligibility. You would regain eligibility for the employer contribution toward SEBB benefits on the day you return from approved leave without pay. See “When do my benefits begin?” on page 58.

## **Eligibility based upon date of hire later in the school year**

If you are not anticipated to work 630 hours within the school year because of the time of year you are hired but are anticipated to work at least 630 hours the next school year, you may establish eligibility for the employer contribution toward SEBB benefits if certain criteria are met, as described in WAC 182-31-040 (4)(c). Your employer’s payroll or benefits office will notify you if you are eligible under this provision.

## **Eligibility based on hours worked the previous two school years**

If you worked at least 630 hours in each of the previous two school years and are returning to the same type of position or combination of positions with the same school district, charter school, or educational service district, you are presumed eligible for the employer contribution toward SEBB benefits at the start of the school year.

If your employer does not consider you eligible after having worked at least 630 hours the previous two school years, they must notify you, in writing, of the specific reason(s) you are not anticipated to work at least 630 hours in the current school year.



## **Eligibility based on work within one district, charter school, or ESD**

All of the hours you work in your capacity as a school employee and all hours for which you receive compensation from your employer during an approved leave (e.g., sick leave, personal leave, bereavement leave) or a paid holiday, are included in the hours to determine your eligibility. You cannot “stack” hours from different school districts, charter schools, or ESDs to reach eligibility.

## **Employees returning for the next school year have uninterrupted coverage**

If you were enrolled in SEBB benefits in August, you will receive uninterrupted coverage from one school year to the next when you return at the start of the next school year to the same school district, charter school, or ESD, as long as you are still anticipated to be eligible for the employer contribution in the coming school year.

## **Eligibility when changing jobs between SEBB organizations**

Once enrolled in SEBB benefits, you will have uninterrupted coverage when moving from one SEBB organization (school district, charter school, or ESD) to another within the same month or a consecutive month if you are eligible for the employer contribution toward SEBB benefits in the position you are leaving and are anticipated to be eligible for the employer contribution toward SEBB benefits in the new position.

SEBB benefits elections also remain the same if you have a break in employment that does not interrupt the employer contribution toward your SEBB benefits, whether you move to a new SEBB organization or return to the same one. You may need to change health plans if you move to a new county or your new job is in a different county, which would qualify as a special open enrollment event.

## **Eligibility as both a subscriber and a dependent**

You cannot enroll in medical, dental, or vision coverage under two SEBB accounts. If you are an eligible employee and are also eligible as a dependent under your spouse’s, state-registered domestic partner’s, or parent’s account, see “Waiving enrollment” on page 18 for options available to you.

## **Eligibility in both SEBB and PEBB**

If you are eligible for enrollment in both the SEBB and Public Employees Benefits Board (PEBB) Programs, you and your eligible dependents are each limited to a single enrollment in medical, dental, and vision plans in the SEBB Program **or** the PEBB Program. If you or your dependent are enrolled in both the SEBB and PEBB Programs and you do not take action to resolve the dual enrollment, the SEBB Program or the PEBB Program will automatically enroll or disenroll you as described in WAC 182-31-070(6).

## **Employees eligible for locally negotiated benefits**

If you are not eligible as described in this eligibility section, you may be eligible for some SEBB Program benefits if your school district, charter school, or ESD negotiated eligibility as described in WAC 182-30-130. If you are represented, please check with your union or collective bargaining agreement regarding eligibility.

### ***Good to know!***

#### **Medicare and SEBB**

If you or any of your dependents are enrolled in Medicare or will soon turn age 65, read more about how Medicare and SEBB benefits work together on page 16.

# Dependent eligibility

---

You may enroll the following dependents:

- Your legal spouse.
- Your state-registered domestic partner, as defined in WAC 182-30-020 and RCW 26.60.020(1). This includes substantially equivalent legal unions from other jurisdictions as defined in RCW 26.60.090. Strict requirements apply to these partnerships, including that one partner is age 62 or older and you live in the same residence. Individuals in a state-registered domestic partnership are treated the same as a legal spouse except when in conflict with federal law.
- Children through the last day of the month in which they turn age 26, regardless of marital status, student status, or eligibility for coverage under another plan. It also includes children age 26 or older with a disability, as described below.

## How are children defined?

For our purposes, children are defined as described in WAC 182-31-140(3). This definition includes:

- Your children, based on establishment of a parent-child relationship as described in RCW 26.26A.100, except when parental rights have been terminated.
- Children of your spouse, based on establishment of a parent-child relationship as described in RCW 26.26A.100, except when parental rights have been terminated.
- Children you are legally required to support ahead of adoption.
- Children of your state-registered domestic partner, based on establishment of a parent-child relationship as described in RCW 26.26A.100, except when parental rights have been terminated.
- Children named in a court order or divorce decree for whom you are legally required to provide support or health care coverage.
- Extended dependent children who meet eligibility criteria.
- Children of any age with a developmental or physical disability.

## Extended dependents

Children may also include extended dependents (such as a grandchild, niece, nephew, or other child) for whom you, your spouse, or your state-registered domestic partner are legal custodians or legal guardians. The legal responsibility for them is shown by a valid court order and the child's official residence with the custodian or guardian.

An extended dependent child does not include foster children unless you, your spouse, or your state-

registered domestic partner are legally required to provide support ahead of adoption.

## Children with disabilities

Eligible children also include children of any age with a developmental or physical disability that renders them incapable of self-sustaining employment and chiefly dependent upon the employee for support and ongoing care. Their condition must have occurred before they turned age 26. You must provide proof of the disability and dependency for a child age 26 or older to enroll them on your SEBB health plan coverage or for an enrolled child turning age 26 to continue their enrollment. Newly eligible employees must submit the *Certification of a Child with a Disability* form within the 31-day enrollment period.

If you have already enrolled a child with a disability and are changing to a health plan administered by a different insurance carrier (for example Kaiser Permanente, Premera, or UMP), you will need to submit a new *SEBB Certification of a Child with a Disability* to your new health plan, even if they were previously certified.

The SEBB Program, with input from your medical plan (if the child is enrolled in SEBB medical coverage), will verify the disability and dependency of a child with a disability beginning at age 26. The first verification lasts for at least two years. After that, we will periodically review their eligibility, but not more than once a year. These verifications may require updated information from you and your child's doctor. If the SEBB Program does not receive your verification within the time allowed, the child will no longer be covered.

A child with a disability age 26 or older who becomes self-supporting is not eligible as of the last day of the month they become capable of self-support. If the child becomes capable of self-support and later becomes incapable of self-support, they do not regain eligibility.

You must notify the SEBB Program in writing when your child with a disability age 26 or older is no longer eligible. The SEBB Program must receive notice **within 60 days** of the last day of the month your child loses eligibility for SEBB health plan coverage.

## Proving dependent eligibility

Verifying (proving) dependent eligibility helps us make sure we cover only people who qualify for health plan coverage. You provide this proof by submitting official documents listed on the next page. We will not enroll a dependent if we cannot verify their eligibility within the enrollment deadline. We reserve the right to review a dependent's eligibility at any time. HCA may audit dependent eligibility determinations.

A few exceptions apply to the dependent verification process:

- Extended dependent children are reviewed through a separate process.
- Previous dependent verification data verified by the Public Employees Benefits Board (PEBB) Program may be used when a subscriber moves from PEBB Program coverage to SEBB Program coverage and is requesting to enroll an eligible dependent who has been previously verified under the PEBB Program.

Submit the documents in English at the same time you enroll within the SEBB Program enrollment timelines. Documents written in another language must include a translated copy prepared by a professional translator and notarized. These documents must be approved by the SEBB Program. You can upload your documents for verification in Benefits 24/7 or provide them directly to your payroll or benefits office.

### Documents to enroll a spouse

Provide a copy of (choose one):

- The most recent year's federal tax return filed jointly that lists the spouse (black out financial information)
- The most recent year's federal tax returns for you and your spouse if filed separately (black out financial information)
- A marriage certificate<sup>1</sup> and evidence that the marriage is still valid<sup>2</sup> (do not have to live together) For example, a utility bill, life insurance beneficiary document, or bank statement dated within the last six months showing both your and your spouse's names (black out financial information)
- A petition for dissolution, petition for legal separation, or petition to invalidate (annul) your marriage. Must be filed within the last six months.
- Defense Enrollment Eligibility Reporting System (DEERS) registration
- Valid J-1 or J-2 visa issued by the U.S. government

### Documents to enroll a state-registered domestic partner or partner of a legal union

Provide a copy of (choose one):

- A certificate/card of state-registered domestic partnership<sup>1</sup> or legal union and evidence that the partnership is still valid<sup>2</sup> (do not have to live together). For example, a utility bill, life insurance beneficiary document, or bank statement dated

within the last six months showing both your and your state-registered domestic partner's names (black out financial information).

- A petition to invalidate (annul) state-registered domestic partnership. Must be filed within the last six months.

#### **If enrolling a state-registered domestic partner,**

attach a completed *SEBB Declaration of Tax Status* to indicate whether they qualify as a dependent for tax purposes.

#### **If enrolling a partner of a legal union,**

proof of Washington State residency for both the subscriber and the partner is required, in addition to dependent verification documents described above. Additional dependent verification documents will be required within one year of the partner's enrollment for them to remain enrolled. More information can be found in SEBB Program Administrative Policy 33-1 on the HCA website at [hca.wa.gov/sebb-rules](http://hca.wa.gov/sebb-rules).

### Documents to enroll children

Provide a copy of (choose one):

- The most recent year's federal tax return that includes the child as a dependent (black out financial information). You can submit one copy of your tax return as a verification document for all family members listed who require verification.
- Birth certificate (or, if a birth certificate is unavailable, a hospital certificate with the child's footprints on it) showing the name of the parent who is the subscriber, the subscriber's spouse, or the subscriber's state-registered domestic partner. If the dependent is the subscriber's stepchild, the subscriber must also verify the spouse or state-registered domestic partner in order to enroll the child, even if not enrolling the spouse or partner in SEBB health plan coverage.
- Certificate or decree of adoption showing the name of the parent who is the subscriber, the subscriber's spouse, or state-registered domestic partner
- Court-ordered parenting plan
- National Medical Support Notice
- Defense Enrollment Eligibility Reporting System (DEERS) registration
- Valid J-2 visa issued by the U.S. government

See "Additional required forms" on page 13 for information regarding requirements for an extended dependent, state-registered domestic partner or their eligible children, or child with a disability.

<sup>1</sup> If within six months of marriage or partnership, only the certificate/card is required.

<sup>2</sup> Separate utility bills with the same address showing your or your spouse's/partner's names on it as evidence the marriage/partnership is still valid.

## What happens when I am required to provide health plan coverage for a child?

When a National Medical Support Notice (NMSN) requires you to provide health plan coverage for your dependent child, you may enroll the child and request changes to their health plan coverage as directed by the NMSN. You must make the change in Benefits 24/7 and upload the NMSN or submit the appropriate enrollment/change form and a copy of the NMSN to your payroll or benefits office.

If you fail to request enrollment or health plan coverage changes as directed by the NMSN, your employer or the SEBB Program may make the changes upon request of the child's other parent or child support enforcement program.

The following options are allowed:

- The child will be enrolled under the subscriber's SEBB health plan coverage as directed by the NMSN.
- If you have previously waived SEBB medical coverage, you will be enrolled in medical coverage as directed by the NMSN in order to enroll the child.
- The subscriber's selected health plan will be changed if directed by the NMSN.
- If the child is already enrolled under another SEBB subscriber, the child will be removed from the other health plan coverage and enrolled as directed by the NMSN. If the child is enrolled in both a Public Employees Benefits Board (PEBB) medical plan and a SEBB medical plan as a dependent, the child will be enrolled according to the NMSN.
- If the subscriber is eligible for and elects COBRA or other continuation coverage, the NMSN will be enforced, and the dependent must be covered in accordance with the NMSN.
- When an NMSN requires someone else to provide health plan coverage for your enrolled dependent child, and that health plan coverage is in fact provided, you may remove the child from your coverage. The child will be removed prospectively.

## What happens when my dependent loses eligibility?

You must remove an ineligible dependent when they no longer meet SEBB Program eligibility criteria. Remove the dependent from your account in Benefits 24/7 (or submit your completed enrollment/change form to your payroll or benefits office). The change must be submitted in Benefits 24/7 (or received by the payroll or benefits office) **within 60 days** of the last day of the month the dependent no longer meets SEBB eligibility criteria. If a dependent child with a disability age 26 or older is no longer eligible, written notice must be provided to the SEBB Program. Your dependent will be removed from coverage on the last day of the month they no longer meet the eligibility criteria.

Consequences for not submitting the change within 60 days are explained in WAC 182-31-150(2)(a). The consequences may include, but are not limited to:

- The dependent may lose eligibility to continue SEBB medical, dental, or vision coverage under one of the continuation coverage options described in WAC 182-31-130.
- You may be billed for claims paid by the health plan for services that occurred after the dependent lost eligibility.
- You may not be able to recover subscriber-paid insurance premiums for dependents who lost eligibility.
- You may be responsible for premiums paid by the state for a dependent's health plan coverage after the dependent lost eligibility.

## What happens if I die or my dependent dies?

See "When coverage ends" on page 67.

### *Good to know!*

#### **You have appeals rights**

If you disagree with a specific eligibility decision or denial, you can appeal. See "Appeals" for more information.

## When do I enroll?

You must enroll **within 31 days** of becoming eligible for SEBB benefits. If you do not enroll, you will be automatically enrolled as a single subscriber. You may have the option to waive your enrollment. See “Waiving enrollment” on page 18.

## How do I enroll?

The easiest way to enroll yourself and your dependents is with our online enrollment system, Benefits 24/7, at [benefits247.hca.wa.gov](https://benefits247.hca.wa.gov). See “How to use Benefits 24/7” on page 6. If you cannot access the internet to enroll, use the appropriate enrollment/change form, available from your payroll or benefits office.

You must enroll and provide dependent verification documents if requesting to enroll eligible dependents **no later than 31 days** after you become eligible for SEBB benefits. A list of documents we will accept as proof of dependent verification is on page 11.

If you do not enroll or the documents are not received in time, you will be automatically enrolled as a single subscriber and your dependents will not be enrolled. You will not be able to enroll them until the next annual open enrollment or a special open enrollment event that allows enrolling a dependent.

## Automatic enrollments

If you are eligible and your employer offers these benefits, you will be automatically enrolled in basic life, basic accidental death and dismemberment (AD&D), and employer-paid long-term disability (LTD) insurance.

You will also be automatically enrolled in employee-paid LTD insurance, unless you decline this coverage. If you later decide to enroll in or increase LTD coverage, you will have to provide evidence of insurability and be approved by the insurer.

## Consider supplemental insurance options

You may also want to:

- Reduce or decline employee-paid LTD insurance coverage if your employer offers this benefit. You can do this at any time.
- Enroll in supplemental life and supplemental AD&D insurance at [mybenefits.metlife.com/wasebb](https://mybenefits.metlife.com/wasebb) if your employer offers this benefit. If you miss the deadline to enroll in supplemental life insurance or request coverage over the guaranteed issue coverage amount, evidence of insurability will be required to enroll. Please note that future increases in life insurance coverage amounts will require evidence of insurability. Evidence of insurability is not required for supplemental AD&D insurance.
- Enroll in a flexible spending arrangement (FSA), Limited Purpose FSA, or the Dependent Care Assistance Program (DCAP). Visit the Navia website at [sebb.naviabenefits.com](https://sebb.naviabenefits.com). School employees who work for a tribal school or employee organization representing school employees are not eligible for FSAs or DCAP.

## Additional required forms for dependents

When enrolling one of the dependents described below, in addition to using Benefits 24/7 (or submitting the appropriate enrollment/change form to your payroll or benefits office), also submit the following applicable forms.

### SEBB Declaration of Tax Status

Submit this form when enrolling an extended dependent, state-registered domestic partner, or their eligible children, regardless of tax status, or for any other dependent you are enrolling who does not qualify as your dependent for federal tax purposes.

### SEBB Certification of a Child with a Disability

After turning age 26, your child may be eligible for enrollment under your SEBB Program health plans if your child’s developmental or physical disability occurred before age 26 and they are incapable of self-sustaining employment and chiefly dependent on you for support and maintenance and meet the program criteria described in WAC 182-31-140.

## SEBB Extended Dependent Certification

To be considered for enrollment in SEBB health plan coverage as an extended dependent, all of the following conditions must be met:

- The extended dependent must not be your child through birth, adoption, marriage, or a state-registered domestic partnership.
- You, your spouse, or your state-registered domestic partner are the legal guardian or have legal custody of the child.
- The child's official residence is with the guardian or custodian.
- You have provided a valid court order showing that you, your spouse, or your state-registered domestic partner have legal custody or guardianship.
- The child is not a foster child, unless you, your spouse, or your state-registered domestic partner has assumed a legal obligation for support ahead of adoption.

### *Good to know!*

#### **Find your form**

Enrollment/change forms are available from your payroll or benefits office. Other downloadable forms are available on the HCA website at [hca.wa.gov/sebb-employee](http://hca.wa.gov/sebb-employee) under *Forms & publications*.

## Am I required to enroll? What happens if I don't waive or enroll?

If your employer determines that you are eligible for SEBB benefits, you are required to enroll or waive enrollment within SEBB Program timelines. You may waive enrollment in SEBB medical coverage if you are enrolled in other employer-based group medical insurance, a TRICARE plan, or Medicare. If you waive enrollment in SEBB medical, you will be enrolled in SEBB dental and vision if your employer offers them.

You must indicate your intent to enroll or waive enrollment in Benefits 24/7 or by submitting the appropriate enrollment/change form to your payroll or benefits office. See "Waiving enrollment" on page 18 for instructions and timelines.

**Exception:** You may waive enrollment in SEBB medical to enroll in Public Employees Benefits Board (PEBB) medical only if you are also enrolled in PEBB dental and vision. By doing so, you also waive enrollment in SEBB dental and vision.

## If you do not enroll or waive enrollment:

- You will be automatically enrolled as a single subscriber in Uniform Medical Plan (UMP) Achieve 1 for medical coverage. If your employer offers these benefits, you will also be automatically enrolled as a single subscriber in Uniform Dental Plan, MetLife Vision, basic life insurance, basic AD&D insurance, and employer-paid LTD insurance.
- You will also be automatically enrolled in employee-paid LTD insurance (if your employer offers it).
- You will be charged a monthly premium for your medical coverage and a tobacco use premium surcharge. You can change your tobacco use attestation anytime.
- Your dependents will not be enrolled.
- You cannot change plans or add your eligible dependents until the next annual open enrollment, unless you have a special open enrollment event that allows the change.
- If you are enrolled on your spouse's, state-registered domestic partner's, or parent's SEBB health plan coverage, you will be removed from that coverage.
- If you are eligible for enrollment in both the SEBB and PEBB Programs, you are limited to a single enrollment in medical, dental, and vision in the SEBB Program **or** the PEBB Program. If you do not take action to resolve a dual enrollment, the SEBB Program or the PEBB Program will automatically enroll or disenroll you as described in WAC 182-31-070(6).

## Can I enroll on two SEBB accounts?

No. Medical, dental, and vision coverage is limited to a single SEBB enrollment per individual.

However, if you are an eligible employee and are also eligible as a dependent under your spouse's, state-registered domestic partner's, or parent's SEBB account, you can choose one of these options:

- Waive SEBB medical under your own account, and instead stay enrolled in SEBB medical under your spouse's, state-registered domestic partner's, or parent's account. You must be removed from their dental and vision coverage. You must enroll in SEBB dental and vision, basic life insurance, basic accidental death and dismemberment (AD&D) insurance, and employer-paid long-term disability (LTD) insurance (if your employer offers them) under your own account. You will also be automatically enrolled in employee-paid LTD insurance (if your employer offers this) unless you decline the coverage.

- Enroll in SEBB medical, as well as SEBB dental and vision coverage, basic life insurance, basic AD&D insurance, and employer-paid LTD insurance (if your employer offers them) under your own account. You will also be automatically enrolled in employee-paid LTD insurance (if your employer offers this), unless you decline the coverage. You must be removed as a dependent from the other medical, dental, and vision coverage.

## **Can I enroll in both SEBB and PEBB health plan coverage?**

No, you cannot enroll in both SEBB and PEBB. You may **waive** your SEBB medical to enroll in PEBB medical, but only if you are also enrolled in PEBB dental and vision. In doing so, you waive your enrollment in SEBB dental and vision.

If you are enrolled in both SEBB and PEBB health plans, the SEBB Program or the PEBB Program will enroll or disenroll you as described in WAC 182-31-070(6).

# Medicare and SEBB

---

For employees and their enrolled spouses enrolled in Medicare, SEBB medical plans provide primary coverage, and Medicare coverage is usually secondary.

## **Waiving SEBB employee medical or removing your Medicare-eligible dependent**

You may choose to waive your enrollment in SEBB employee medical and have Original Medicare Parts A and B as your primary medical coverage. You may not waive SEBB medical when you are enrolled in PEBB retiree insurance coverage. If you waive SEBB employee medical, you will remain enrolled in SEBB dental, vision, basic life insurance, basic accidental death and dismemberment (AD&D) insurance, and employer-paid long-term disability (LTD) insurance, if your employer offers these benefits. You will remain enrolled in employer-paid LTD insurance (if your employer offers this), unless you decline it. See “Waiving enrollment” on page 18.

You may also choose to remove a dependent who enrolls in Medicare Part A and Part B as a special open enrollment event.

If you waive SEBB employee medical for yourself or remove your dependent, you or your dependent can enroll only during the next annual open enrollment (for coverage effective January 1 of the following year) or if you or your dependent have a special open enrollment event that allows you or your dependent to enroll.

## **Deferring Medicare**

When you or your covered dependent becomes eligible for Medicare Part A and Part B, either by age or disability, the member eligible for Medicare should contact the Social Security Administration to ask about the advantages of immediate or deferred enrollment in Medicare. Find contact information for your local office on the Social Security Administration’s website at [ssa.gov/agency/contact](https://www.ssa.gov/agency/contact).

In most cases, employees and their spouses covered under a SEBB medical plan can defer enrollment in Medicare Part B and enroll in Part B later, after employment ends, without a late enrollment penalty. If you are eligible for premium-free Medicare Part A, you can enroll in Medicare Part A anytime after you’re first eligible for Medicare. If you are receiving a monthly Social Security benefit, you cannot defer Medicare Part A. You can sign up for Medicare Part B during a special enrollment period when you terminate employment or retire.

## **Deciding on Medicare Part D**

Medicare Part D is available to people enrolled in Medicare Part A or Part B. It is a voluntary program that offers prescription drug benefits through private plans. These plans provide at least a standard level of coverage set by Medicare.

All SEBB medical plans available to employees provide creditable prescription drug coverage, which means it is as good as or better than Medicare Part D coverage. You cannot be enrolled in both a Medicare Part D plan and a SEBB medical plan.

When you enroll in Medicare Part A or Part B, you can keep your SEBB insurance coverage and not pay a Medicare Part D late enrollment penalty if you later decide to enroll in a Medicare Part D plan. To avoid a premium penalty, you cannot be without creditable prescription drug coverage for more than two full months. If you enroll in a Medicare Part D plan, your SEBB medical plan may not coordinate prescription drug benefits with that plan.

## **If you lose or terminate SEBB medical coverage**

To avoid paying a higher premium, you should enroll in a Medicare Part D plan within two months after your SEBB medical coverage ends, unless you have other creditable prescription drug coverage. If you don’t enroll within the two months after your SEBB medical ends, you may have to wait for the next Medicare Open Enrollment Period to enroll in coverage, and your Medicare Part D plan’s monthly premium may increase by 1 percent of the national base beneficiary premium for every month you don’t have creditable coverage. You will have to pay this premium penalty for as long as you have a Medicare Part D plan.

If you enroll or terminate (cancel) enrollment in Medicare Part D, you may need a notice of creditable coverage to prove to Medicare or the prescription drug plan that you have had continuous prescription drug coverage to reenroll later without penalties. You can call the SEBB Program at 1-800-200-1004 to request a notice of creditable coverage.



## When you retire

When you retire from SEBB, you will become a PEBB member. If you are eligible for PEBB retiree insurance coverage (see “When coverage ends” on page 67), you and any enrolled dependents must enroll and stay enrolled in Medicare Part A and Part B, if eligible, to enroll or remain enrolled in a PEBB retiree health plan. You must pay your Medicare Part B premium directly to Medicare and separate from the premium(s) you pay to HCA. Medicare will become the primary insurer, and PEBB retiree medical becomes secondary.

## Be aware of enrollment deadlines

Be sure you understand the Medicare enrollment timelines, especially if you will be leaving employment within a few months of your or your covered dependent becoming eligible for Medicare.

### *Good to know!*

#### **Questions about Medicare**

Visit the Centers for Medicare & Medicaid Services website at [medicare.gov](https://www.medicare.gov) or call 1-800-633-4227.

## Waiving enrollment

---

### Can I waive enrollment?

If you are eligible for SEBB benefits, you can waive your enrollment in SEBB medical coverage if you are enrolled in other employer-based group medical insurance, a TRICARE plan, or Original Medicare. You may not waive enrollment in SEBB medical if you are enrolled in PEBB retiree insurance coverage. A specific situation allows you to waive your enrollment in SEBB dental and vision.

### If you waive enrollment in medical

- You must still enroll in SEBB dental, vision, basic life insurance, basic accidental death and dismemberment (AD&D) insurance, and employer-paid long-term disability (LTD) insurance (if your employer offers these benefits). You will also be enrolled in employee-paid LTD insurance, if your employer offers it, unless you decline it.
- You cannot enroll your eligible dependents in SEBB medical, but you can enroll them in SEBB dental and/or vision, if your employer offers them.
- The premium surcharges will not apply to you.
- You are eligible to participate in the SmartHealth wellness program, but you cannot qualify for the wellness incentives.
- You can enroll in supplemental life insurance, supplemental AD&D insurance, the flexible spending arrangement (FSA), Limited Purpose FSA, and the Dependent Care Assistance Program (DCAP) if your employer offers them.

### How do I waive medical?

To waive SEBB medical, use Benefits 24/7 (or submit the appropriate enrollment/change form to your payroll or benefits office). The form must be received **no later than 31 days** after you become eligible for SEBB benefits. You can also waive medical during annual open enrollment or due to a qualifying special open enrollment event.

You may waive enrollment in a SEBB medical plan to enroll in a PEBB medical plan only if you are also enrolled in PEBB dental and vision. In doing so, you waive your enrollment in SEBB dental and vision. You cannot enroll in both SEBB and PEBB health plans.

### What if I'm already enrolled in SEBB health plan coverage?

You cannot be enrolled on two SEBB accounts. If you are a newly eligible employee who is already enrolled in health plan coverage as a dependent under your spouse's, state-registered domestic partner's, or parent's SEBB account, you may choose one of these options:

- Waive SEBB medical and stay enrolled in medical under your spouse's, state-registered domestic partner's, or parent's SEBB account. You must enroll in SEBB dental, vision, basic life insurance, basic AD&D insurance, and employer-paid LTD insurance, if your employer offers them, under your own account. You will be automatically enrolled in employee-paid LTD insurance, if your employer offers it. Your spouse, state-registered domestic partner, or parent must use Benefits 24/7 (or submit the appropriate enrollment/change form to their payroll or benefits office) to remove you from their dental and vision to prevent two enrollments in SEBB dental and vision coverage.
- Enroll in SEBB health plan coverage under your own account. To do this, use Benefits 24/7 (or submit the appropriate enrollment/change form to your payroll or benefits office) so that the change is made (or the form is received) **no later than 31 days** after the date you become eligible for SEBB benefits. Your spouse, state-registered domestic partner, or parent will need to remove you from their SEBB account to prevent two enrollments in SEBB health plan coverage.

### How do I enroll later if I've waived medical?

If you waive SEBB enrollment, you can enroll only during the next annual open enrollment (for coverage effective January 1 the following year) or if you have a special open enrollment event that allows it.

#### *Good to know!*

##### **Special open enrollment**

See "Changes you can make with a special open enrollment" on page 63. When a special open enrollment event occurs, coverage will begin as noted in the table that begins on that page.

## What happens if I don't enroll in or waive medical coverage?

If you are eligible for the employer contribution toward SEBB benefits but do not either enroll in or waive SEBB enrollment within SEBB Program timelines, you will be automatically enrolled as a single subscriber in Uniform Medical Plan (UMP) Achieve 1. If your employer offers these benefits, you will also be automatically enrolled as a single subscriber in Uniform Dental Plan, MetLife Vision insurance, basic life insurance, basic accidental death and dismemberment (AD&D) insurance, and employer-paid long-term disability (LTD) insurance.

You will also be automatically enrolled in employee-paid LTD insurance, if your employer offers it, for which you pay a premium, unless you decline the coverage.

**You will be charged a monthly premium for your medical coverage, as well as a tobacco use premium surcharge.**

You can change your tobacco use attestation anytime through Benefits 24/7 at [benefits247.hca.wa.gov](https://benefits247.hca.wa.gov) (or by submitting a *SEBB Premium Surcharge Attestation Change* form to your payroll or benefits office).

If you are enrolled on your spouse's, state-registered domestic partner's, or parent's SEBB health plan coverage, you will be removed from that coverage.

If you are automatically enrolled, you cannot change plans or enroll your eligible dependents until the next SEBB Program annual open enrollment, unless you have a special open enrollment event that allows the change.

## Can I waive SEBB and enroll in PEBB?

Yes, within certain rules. You may waive your enrollment in a SEBB medical plan to enroll in a Public Employees Benefits Board (PEBB) medical plan only if you are also enrolled in PEBB dental and vision. In doing so, you waive your enrollment in SEBB dental and vision.

## What if I am a retiree/rehire enrolled in PEBB retiree insurance coverage?

You cannot waive your enrollment in employee SEBB medical to stay enrolled in PEBB retiree insurance coverage, even if you are enrolled in a Medicare Advantage Prescription Drug plan or a Medicare supplement plan. The PEBB Program will automatically defer PEBB retiree insurance coverage if you become eligible for the employer contribution toward SEBB benefits as an employee. If you are enrolling in SEBB medical and are changing from one Uniform Medical Plan (UMP) plan to another UMP plan, any accumulated deductibles and out-of-pocket maximum expenses will transfer.

## Paying for benefits

---

### **What does my employer pay?**

If you are eligible for SEBB benefits, your employer pays a portion of the medical premium and all of the premiums for dental and vision coverage (if your employer offers them) for you and your dependents.

Your employer also pays the premiums for basic life insurance, basic AD&D insurance, and employer-paid long-term disability (LTD) insurance (if your employer offers them). You pay nothing for these basic benefits.

### **What do I pay?**

#### **Monthly premiums**

You pay a monthly medical premium for yourself and any enrolled dependents on your account. Your medical premiums pay for a full calendar month of coverage. You will also pay a monthly premium for any supplemental and employee-paid insurance you buy. Your monthly premium cannot be prorated for any reason, including when a member dies before the end of the month. See page 39 for premiums.

#### **Premium surcharges**

In addition to your monthly medical premium, you may be charged a \$25-per-account tobacco use premium surcharge and/or a \$50 spouse or state-registered domestic partner coverage premium surcharge. See “Premium surcharges” on page 22 for details.

#### **Out-of-pocket costs**

You are responsible for paying any out-of-pocket costs for deductibles, coinsurance, or copayments for services under the medical, dental, and vision plans you choose. See the medical, dental, and vision benefits at-a-glance on pages 40 through 57 to view plans side-by-side.

#### **Supplemental and employee-paid insurance**

If your employer offers these benefits, you can buy supplemental life insurance and supplemental AD&D insurance for yourself and your eligible dependents. You will be automatically enrolled in employee-paid LTD insurance, although you can reduce to a lower-cost coverage level or decline the coverage at any time. If you later decide to enroll in or increase employee-paid LTD coverage, you will have to provide evidence of insurability and be approved by the insurer. See “Life and AD&D insurance” on page 72 and “Long-term disability insurance” on page 76.

### **How much will my monthly medical premiums be?**

#### **For school employees of a school district, charter school, or ESD**

See “2025 SEBB employee monthly premiums” on page 39. There are no employee premiums for dental or vision coverage.

#### **For other school employees**

Contact your payroll or benefits office to get your monthly premiums. Your payment information may be different from what’s described here.

### **Payroll deductions and taxes**

#### **For school employees of a school district, charter school, or ESD**

Your monthly medical premiums and applicable premium surcharges are deducted from your paychecks before taxes, under the state’s premium payment plan, unless you request otherwise.

**Exception:** If you enroll a dependent who does not qualify as a tax dependent (e.g., a state-registered domestic partner), your monthly medical premiums and applicable premium surcharges for these dependents will be deducted from your paycheck post-tax. However, you will be able to make premium payments for your own insurance coverage with pretax payroll deductions. Submit the *SEBB Declaration of Tax Status* in Benefits 24/7 at [benefits247.hca.wa.gov](https://benefits247.hca.wa.gov) (or through your payroll or benefits office) if you enroll a dependent who does not qualify as a tax dependent.

#### **For other school employees**

Ask your payroll or benefits office if they offer a pretax deduction benefit under their own Section 125 plan.

### **Why would I pay my monthly premiums with pretax dollars?**

Paying your premiums pretax allows you to keep more money in your paycheck because the premium, applicable premium surcharges, and/or contributions are deducted before taxes are calculated. This reduces your taxable income, which lowers your taxes.

## **Would it benefit me not to have a pretax deduction?**

Deducting your premiums pretax may affect the following benefits.

### **Social Security**

If your base salary is less than the annual federal taxable maximum (find it on the Social Security Administration's website at [ssa.gov/oact/cola/cbb.html](https://ssa.gov/oact/cola/cbb.html)), paying your premiums pretax reduces your Social Security taxes now. However, your lifetime Social Security earnings would be calculated using the lower salary, which lowers your Social Security benefit when you retire.

### **Unemployment compensation**

Paying your premiums pretax also reduces the base salary used to calculate unemployment compensation.

To learn more about the tax laws and their impact on other benefits, talk to a qualified financial planner or tax specialist, or visit your local Social Security office.

## **Can I change my mind about having my medical premiums withheld pretax?**

Yes. You may opt out or opt in to the state's premium payment plan during the SEBB Program's annual open enrollment or if you have a special open enrollment event that allows the change by submitting the *SEBB Premium Payment Plan Election/Change* form to your payroll or benefits office.

## Premium surcharges

Two premium surcharges may apply if you are enrolled in a SEBB medical plan:

- Tobacco use premium surcharge
- Spouse or state-registered domestic partner coverage premium surcharge

If you do not attest (respond) to these surcharges within the SEBB Program's timelines explained below, or if your attestation shows the surcharge applies to you, you may be charged the surcharge in addition to your monthly medical premium.

For more information on the premium surcharges, visit the *Surcharges* webpage at [hca.wa.gov/sebb-employee](https://hca.wa.gov/sebb-employee).

### *Good to know!*

#### **If you don't attest, you will be charged**

You will be charged a \$25-per-account monthly tobacco use premium surcharge if you do not attest for yourself or all enrolled dependents age 13 and older, or if you attest that the surcharge applies to you.

You will be charged a \$50 monthly surcharge if you enroll a spouse or state-registered domestic partner and do not attest to the spouse or state-registered domestic partner coverage premium surcharge or if you attest that the surcharge applies to you.

### **Tobacco use premium surcharge**

You will be charged a \$25-per-account tobacco use premium surcharge in addition to your monthly medical premium if you or any dependents (age 13 or older) enrolled on your SEBB medical coverage have used a tobacco product in the past two months. Tobacco use is defined as any use of tobacco products within the past two months except for religious or ceremonial use.

Tobacco products are any product made with or derived from tobacco that is intended for human consumption, including any component, part, or accessory of a tobacco product. This includes, but is not limited to, cigars, cigarettes, pipe tobacco, chewing tobacco, snuff, and other tobacco products. Tobacco products do not include e-cigarettes or United States Food and Drug Administration (FDA) approved quit

aids, such as over-the counter nicotine replacement products recommended by a doctor and prescription nicotine replacement products.

#### **The surcharge will not apply if:**

- You and all enrolled dependents age 18 and older who use tobacco products are enrolled in a tobacco cessation program through your medical plan, or
- Enrolled dependents age 13 to 17 who use tobacco products have accessed information and resources on the Smokefree Teen website at [teen.smokefree.gov](https://teen.smokefree.gov).

You do not have to attest for enrolled dependents age 12 and younger. You do not need to attest when the dependent turns age 13, unless the dependent uses, or starts using, tobacco products.

If a provider finds that ending tobacco use or participating in your medical plan's tobacco cessation program would negatively affect your or your dependent's health, read about your options in SEBB Program Administrative Policy 91-1 on the *SEBB Rules and policies* webpage at [hca.wa.gov/sebb-rules](https://hca.wa.gov/sebb-rules).

#### **How to attest to this surcharge**

You must attest when you enroll using Benefits 24/7 (or by submitting the appropriate enrollment/change form to your payroll or benefits office). If submitting a paper form, request the form from your payroll or benefits office.

#### **How to report a change in tobacco use**

You can report a change in tobacco use anytime if:

- You or any enrolled dependent age 13 and older starts using tobacco products.
- You or your enrolled dependent have not used tobacco products within the past two months.
- You or your enrolled dependent who is age 18 or older and uses tobacco products enrolls in the free tobacco cessation program through your SEBB Program medical plan.
- Your enrolled dependent who is age 13 to 17 and uses tobacco products accesses the tobacco cessation resources on the Smokefree Teen website at [teen.smokefree.gov](https://teen.smokefree.gov).

You may report the change in tobacco product use anytime in one of two ways:

- Go to Benefits 24/7 at [benefits247.hca.wa.gov](https://benefits247.hca.wa.gov) to change your attestation.
- Submit a *SEBB Premium Surcharge Attestation Change Form* to your payroll or benefits office. The form is under *Forms & publications* on the HCA website at [hca.wa.gov/sebb-employee](https://hca.wa.gov/sebb-employee).

If the change in tobacco use you report means that the surcharge applies to you, the surcharge is effective the first day of the month following the status change. If that day is the first of the month, then the surcharge begins on that day.

If the change in tobacco use means the surcharge no longer applies to you, the surcharge will be removed from your account the first day of the month after we receive your new attestation. If that day is the first of the month, then the change to your account begins on that day.

## ***Good to know!***

### **Ready to kick tobacco?**

Your medical plan can help you live tobacco free! You and your enrolled dependents 18 and older can sign up for a tobacco cessation program through your medical plan. Visit our *Living tobacco free* webpage at [hca.wa.gov/tobacco-free-sebb](https://hca.wa.gov/tobacco-free-sebb) to learn how to get started.

For enrolled dependents 17 and under, contact your medical plan for programs they offer. Additional resources are available at [teen.smokefree.gov](https://teen.smokefree.gov).

## **Spouse or state-registered domestic partner coverage premium surcharge**

If you do not enroll a spouse or state-registered domestic partner on your SEBB medical coverage, this premium surcharge does not apply to you, and you do not need to attest.

You will be charged a \$50 premium surcharge in addition to your monthly medical premium if you enroll a spouse or state-registered domestic partner on your SEBB medical coverage, and one of the following applies:

- That person chose not to enroll in another employer-based group medical insurance that is comparable to the Public Employees Benefits Board (PEBB) Program's Uniform Medical Plan (UMP) Classic plan.
- You do not attest by the required deadline.
- Your attestation response results in incurring the premium surcharge.

## **How to attest to this surcharge**

If you enroll a spouse or state-registered domestic partner on your SEBB medical coverage, use Benefits 24/7 (or the appropriate enrollment/change form) to find out if this premium surcharge applies to you. Then, attest in Benefits 24/7 (or submit the appropriate enrollment/change form to your payroll or benefits office) to respond to this surcharge.

If you enroll a spouse or state-registered domestic partner on your SEBB medical coverage but do not respond to the surcharge, or if you attest that the surcharge applies to you, you will be charged the \$50 spouse or state-registered domestic partner coverage premium surcharge in addition to your monthly medical premium.

## **To report a change to this surcharge**

Outside of annual open enrollment, you can only report a change to this surcharge within 60 days of a change in your spouse's or state-registered domestic partner's employer-based group medical insurance.

To change your attestation, go to Benefits 24/7 at [benefits247.hca.wa.gov](https://benefits247.hca.wa.gov) (or submit the *SEBB Premium Surcharge Attestation Change Form* to your payroll or benefits office). The form is found under *Forms & publications* on the HCA website at [hca.wa.gov/sebb-employee](https://hca.wa.gov/sebb-employee). You must provide proof of the qualifying event.

If you submit a change that results in incurring the premium surcharge, the change is effective the first day of the month after the status change. If that occurs on the first day of the month, then the change begins on that day.

If the change results in removal of the premium surcharge, the change is effective the first day of the month after receipt of the attestation. If that occurs on the first day of the month, then the change begins that day.

# Choosing your benefits

---

The SEBB Program and our benefit plan carriers have a variety of tools to help you choose the plans that are right for you and decide which additional benefits you may want to enroll in.

## Benefits at-a-glance

You'll find benefits at-a-glance for health plans in this guide and on the *School employee* webpages at [hca.wa.gov/sebb-employee](https://hca.wa.gov/sebb-employee). These will help you compare the costs and availability of the most widely used features of plans. See “SEBB medical benefits at-a-glance” on page 40, “Dental benefits at-a-glance” on page 53, and “Vision benefits at-a-glance” on page 55.

## Benefits booklets

The health plans provide benefits booklets, also called certificates of coverage (COCs) or evidence of coverage (EOCs), with detailed information about plan benefits and what is and is not covered. You can find the benefits booklets for all SEBB health plans on the *Medical plans and benefits* webpage at [hca.wa.gov/sebb-employee](https://hca.wa.gov/sebb-employee).

## Summary of Benefits and Coverage

Summaries of Benefits and Coverage (SBCs) are required under the federal Affordable Care Act to help members understand plan benefits and medical terms. SBCs help you compare things like:

- Whether there are services a plan doesn't cover.
- What isn't included in a plan's out-of-pocket limit.
- Whether you need a referral to see a specialist.

The SEBB Program and medical plans provide SBCs, or explain how to get one, at different times throughout the year (like when you apply for coverage or renew your plan). SBCs are available upon request in your preferred language.

You can get SBCs on the *Medical plans and benefits* webpage at [hca.wa.gov/sebb-employee](https://hca.wa.gov/sebb-employee) or from the medical plans' websites. You can also call the plan's customer service or the SEBB Program at 1-800-200-1004 to request a copy at no charge. Medical plan websites and customer service phone numbers are listed at the front of this guide.

SBCs do not replace medical benefits at-a-glance or the plans' benefits booklets.

## Supplemental life and AD&D insurance

In addition to your employer-paid life and accidental death and dismemberment (AD&D) insurance, you can buy more coverage for yourself and your family, if your employer offers it. See “Life and AD&D insurance” on page 72.

## Employee-paid LTD insurance

If you are eligible for employer-paid long-term disability (LTD) insurance, you will also be automatically enrolled in employee-paid LTD insurance, although you can reduce or decline the coverage. See “Long-term disability insurance” on page 76.

## Virtual benefits fair

The virtual benefits fair is a convenient way to learn about your benefit options through an online experience that's available anytime, day or night. Use your computer, tablet, or smartphone to visit and explore at your own pace.

At the virtual benefits fair, each insurance carrier and plan administrator has a booth that displays information about their plan options. You can get information about medical, dental, and vision plans, as well as life insurance, accidental death and dismemberment (AD&D) insurance, long-term disability insurance, flexible spending arrangement (FSA), Limited Purpose FSA, Dependent Care Assistance Program (DCAP), and SmartHealth (our voluntary wellness program). You'll get links to videos, downloadable content, and other information to help you choose the right plans for you and your dependents. Visit the virtual benefits fair on the HCA website at [hca.wa.gov/vbf-sebb](https://hca.wa.gov/vbf-sebb).

## Next step

On the following pages, “Selecting a medical plan” will provide more information to consider in making your choices. Also see “Selecting a dental plan” on page 52, and “Selecting a vision plan” on page 54.



# Selecting a medical plan

When choosing your medical plan, be sure to consider how it could influence your overall care. This is especially important if you have a high-risk pregnancy, are currently undergoing treatment or have an upcoming surgery, have a chronic condition (such as diabetes, heart disease, depression, or cancer), or are taking a high-cost medication. For example, you will want to make sure your providers are in network for the plan you want to enroll in. If you cover dependents, they must enroll in the same medical, dental, and vision plans, so you should consider their care needs and providers as well. You will also need to make sure the plan is available where you live or work.

## Things to consider when choosing a medical plan

### Eligibility

Not everyone qualifies to enroll in UMP High Deductible with a health savings account (HSA). See “UMP High Deductible with an HSA” on page 28.

### Availability

All school employees are offered a selection of plans based on their county of residence or the county where their employment location is based. You must live or work in the medical plan’s service area to join the plan. Uniform Medical Plan (UMP) plans are available in all Washington counties and nationwide, except for UMP Plus, which requires that you live in one of the counties where it is offered. See “SEBB employee medical plans available by county” on page 32. Be sure to contact the medical plans you’re interested in to ask about provider availability in your county.

If you move out of your plan’s service area or change jobs to a different employment location, you may need to change your plan. You must report your new address and request to change your medical plan to your payroll or benefits office **no later than 60 days** after your move or change in employment location. If your move or change in employment location causes your medical plan to no longer be available, you must select a new medical plan. If you do not, you will be enrolled in a SEBB medical plan designated by the HCA director or designee.

## *Good to know!*

### Only one account

SEBB medical, dental, and vision coverage is limited to a single enrollment per individual. See “Can I enroll on two SEBB accounts?” on page 14.

## What types of plans are available?

The SEBB Program offers several types of medical plans.

### Value-based plans

Value-based plans aim to provide high-quality care at a lower cost. Providers have committed to follow evidence-based treatment practices, coordinate care with other providers in your network, and meet specific criteria about the quality of care they provide. This means your providers are dedicated to ensuring you get the right care at the right time, which usually results in lower out-of-pocket costs for you. The plans listed below in bold are value-based plans.

### Managed-care plans

Managed-care plans may require you to select a primary care provider within the medical plan’s network to fulfill or coordinate all of your health care needs. You can change providers at any time, for any reason, within the contracted network. Some outpatient specialty services are available in network-participating medical offices without a referral. This type of plan may not pay benefits if you see a non-contracted provider for non-emergency services.

The following SEBB medical plans are managed-care plans.

- **Kaiser Permanente Northwest<sup>1</sup> 1**
- **Kaiser Permanente Northwest<sup>1</sup> 2**
- **Kaiser Permanente Northwest<sup>1</sup> 3**
- **Kaiser Permanente Washington Core 1**
- **Kaiser Permanente Washington Core 2**
- **Kaiser Permanente Washington Core 3**
- **Kaiser Permanente Washington SoundChoice**
- **Premera HMO**

<sup>1</sup> Kaiser Foundation Health Plan of the Northwest (KFHPNW) offers plans in Clark and Cowlitz counties in Washington and select counties in Oregon.

## Preferred-provider organization (PPO) plans

PPOs allow you to self-refer to any approved provider in most cases, but usually provide a higher level of coverage if the provider contracts with the plan. The following SEBB medical plans are PPO plans.

- **Kaiser Permanente Washington Options Summit PPO 1**
- **Kaiser Permanente Washington Options Summit PPO 2**
- **Kaiser Permanente Washington Options Summit PPO 3**
- Premera High PPO
- Premera Standard PPO
- UMP Achieve 1, administered by Regence BlueShield and ArrayRx
- UMP Achieve 2, administered by Regence BlueShield and ArrayRx
- **UMP Plus–Puget Sound High Value Network**, administered by Regence BlueShield and ArrayRx
- **UMP Plus–UW Medicine Accountable Care Network**, administered by Regence BlueShield and ArrayRx

## High-deductible health plans (HDHPs)

An HDHP lets you use a tax-free health savings account (HSA) to help pay for out-of-pocket medical expenses, has a lower monthly premium than most plans, a higher deductible, and a higher out-of-pocket limit. If you enroll in an HDHP, you can also enroll in a Limited Purpose Flexible Spending Arrangement (FSA), which allows you to set aside pretax money to pay for dental and vision expenses. See “UMP High Deductible with an HSA” on page 28.

The SEBB Program has one HDHP. This is a PPO plan.

- UMP High Deductible, administered by Regence BlueShield and ArrayRx

## How can I compare the medical plans?

All SEBB medical plans cover the same basic health care services. They vary in other ways, such as provider networks, premiums, out-of-pocket costs, and drug formularies. The SEBB Program has a variety of tools and resources to help you choose the plan that’s right for you. See “Choosing your benefits” on page 24.

## What medical plan differences should I consider?

When choosing your SEBB medical plan, here are some things to keep in mind.

### Your providers

If you want to see specific providers, contact the SEBB medical plan (not the provider) to see who is in the plan’s network before you join. Plan contact information is listed at the beginning of this guide. For links to the plans’ provider searches, visit the *Find a SEBB plan provider* webpage at [hca.wa.gov/sebb-employee](http://hca.wa.gov/sebb-employee).

### Your current care

If you are currently receiving care, are on a treatment plan, have an upcoming surgery, or are taking prescription medications, some things you will want to consider for you and your dependents are:

- Whether you can continue to receive care with your current provider(s) or facilities as in network;
- If your current prescription drugs are in the plans’ formulary and under which prescription drug tier;
- How to transfer your care or treatment smoothly to another plan; and
- If you are ok with paying different cost-shares, for example, the deductible or out-of-pocket maximum levels and coinsurance or copays.

### Network adequacy

All health carriers in Washington State are required to maintain provider networks that provide enrollees reasonable access to covered services. Check the plans’ provider directories to see how many providers are accepting new patients and what the average wait time is for an appointment.

### Mental health and substance use treatment

On their websites, carriers must provide additional information to consumers on their ability to ensure timely access to mental health and substance use care. See “Behavioral health coverage” on page 30.

## **Coordination with your other benefits**

All SEBB medical plans coordinate benefit payments with other group plans, Apple Health (Medicaid), and Medicare. This is called coordination of benefits. It ensures the highest level of reimbursement for services when a person is covered by more than one plan. Payment will not exceed the benefit amount.

If you are also covered by another health plan, call the medical plans directly to ask how they will coordinate benefits. This is especially important for those also enrolled in Apple Health.

## **Premiums**

A premium is the monthly amount the employee or employer pays to the plan to cover the cost of insurance. The premium does not cover copays, coinsurance, or deductibles. Premium amounts vary by medical plan. A higher premium doesn't necessarily mean higher quality of care or better benefits; each plan has the same basic level of benefits. Generally, plans with higher premiums may have lower annual deductibles, copays, or coinsurance costs. Plans with lower premiums may have higher deductibles, coinsurance, copays, and more limited networks. See "SEBB medical benefits at-a-glance" on page 40.

## **Deductibles**

A deductible is a fixed dollar amount you must pay each calendar year for covered health care expenses before the plan starts paying for covered services. Medical plans may also have a separate annual deductible for prescription drugs. The deductible does not apply to covered preventive care services when you see a network provider. This means you do not have to pay your deductible before the plan pays for the covered preventive service.

## **Coinsurance or copays**

When you receive care, some plans require you to pay a fixed amount, called a copay. Other plans require you to pay a percentage of an allowed amount, called coinsurance. These amounts vary by plan and are based on the type of care received.

## **Out-of-pocket limit**

The annual out-of-pocket limit is the most you pay in a calendar year for covered benefits. Some plans have a separate out-of-pocket limit for prescription drugs. Once you have reached the out-of-pocket limit, the plan pays 100 percent of the allowed amount for most in-network covered services for the rest of the calendar year. Certain charges (such as your annual deductible, copays, and coinsurance) may count toward your out-of-pocket limit. Others, such as your monthly premiums, do not count toward your out-of-pocket limit. See the plan's benefit booklet for details.

## **Referral procedures**

When you enroll in a medical plan, you may choose your primary care provider. Some plans allow you to self-refer to network providers for specialty care. Others require you to have a referral from your primary care provider. Although some medical plans may not require a referral from your primary care provider to see a specialist, the specialist may require you to have one prior to seeing them for services.

## **Paperwork**

In general, SEBB medical plans don't require you to file claims. However, if you have a UMP plan, you may need to file a claim if you receive services from an out-of-network provider. Or if you have a Kaiser Permanente plan, you may need to file a claim if you receive services out of area, including out of country. Urgent or emergency care may also require you to submit claims. If you have UMP High Deductible, you should keep paperwork from providers and for qualified health care expenses to verify eligible payments from your health savings account.



# UMP High Deductible with an HSA

The Uniform Medical Plan (UMP) High Deductible plan is combined with a health savings account (HSA). This type of plan generally has lower premiums with a higher deductible and higher out-of-pocket costs than other types of medical plans.

When you enroll in UMP High Deductible, you are automatically enrolled in a tax-free HSA that you can use to pay for IRS-qualified out-of-pocket medical expenses (like deductibles, copays, and coinsurance), including some that your health plans may not cover. For details, see *Publication 969 — Health Savings Accounts and Other Tax-Favored Health Plans* on the IRS website at [irs.gov](https://www.irs.gov).

If you have an HSA, you can also enroll in a Limited Purpose Flexible Spending Arrangement (FSA) and the Dependent Care Assistance Program (DCAP). See “FSAs and DCAP” on page 80.

The HSA is administered by HealthEquity, Inc.

## Some subscribers are not eligible

You cannot enroll in UMP High Deductible with an HSA if:

- You are enrolled in Medicare Part A or Part B.
- You are enrolled in Apple Health (Medicaid).
- You are enrolled in another comprehensive health plan.
- You, your spouse, or your state-registered domestic partner (SRDP) is enrolled in a Voluntary Employee Beneficiary Association Medical Expense Plan (VEBA MEP). However, you may enroll if you convert it to limited health reimbursement account (HRA) coverage by submitting a *Limited HRA Coverage Election* form to your VEBA plan.
- You have a TRICARE plan.
- You are enrolled in the Civilian Health and Medical Program of the Department of Veterans Affairs (CHAMPVA).
- You are claimed as a dependent on someone else’s tax return.
- You are enrolled in an FSA. This also applies if your spouse or SRDP has an FSA, even if you are not covering them on your UMP High Deductible coverage. This does not apply to a Limited Purpose FSA.

Other exclusions apply. To confirm whether you qualify, check *The Complete HSA Guidebook* on the HealthEquity website at [learn.healthequity.com/sebb/hsa](https://learn.healthequity.com/sebb/hsa) under *Documents*, read *IRS Publication 969 — Health Savings Accounts and Other Tax-Favored Health Plans* on the IRS website at [irs.gov](https://www.irs.gov), contact your tax advisor, or call HealthEquity toll-free at 1-844-351-6853 (TRS: 711).

## Employer contributions

After your HSA is automatically established through HealthEquity, you can start to receive employer contributions. If you are eligible, the Health Care Authority will contribute the following amounts to your HSA:

- \$31.25 each month for an individual subscriber, up to \$375 annually for 2025; or
- \$62.50 each month for a subscriber with one or more enrolled dependents, up to \$750 annually for 2025.

The entire annual amount is not deposited to your HSA in January. Contributions from your employer are deposited into your HSA in installments on the last day of each month. If you qualify for the SmartHealth wellness incentive, \$125 will be deposited in your HSA at the end of January the following year.

## Your contributions

You can choose to contribute to your HSA in two ways.

- Contact your payroll or benefits office to set up pretax payroll deductions (if available from your employer).
- Contact HealthEquity to set up direct deposits to your HSA.

The IRS has an annual limit for HSA contributions from all sources. In 2025, the limit is \$4,300 (for subscriber only) and \$8,550 (for you and one or more enrolled dependents). If you are age 55 or older, you may contribute an additional amount up to \$1,000 annually.

To make sure you do not go over the limit, take into account your employer’s contributions, your contributions, and the SmartHealth wellness incentive in January (if you qualify for it).

## Other features of UMP High Deductible with an HSA

If you cover dependents, you must pay the entire family deductible before the plan begins paying benefits. Your prescription drug costs count toward the annual deductible and out-of-pocket maximum.

Your HSA balance can grow over the years, earn interest, be invested, and build savings that you can use to pay for health care as needed and/or pay for Medicare Part B premiums.

## Can I enroll in UMP High Deductible and Medicare Part A or Part B?

No. If you enroll in Medicare Part A or Part B and are enrolled in UMP High Deductible with an HSA, you should change medical plans. If you do not change medical plans, you will be responsible for any tax penalties that result from contributions to your HSA while you are enrolled in Medicare Part A or B.

The SEBB Program recommends sending your medical plan change request 30 days before the Medicare enrollment date but must receive it **no later than 60 days** after the Medicare enrollment date.

## Are there special considerations if I enroll in UMP High Deductible mid-year?

Yes. Enrolling in UMP High Deductible and opening an HSA mid-year may limit the amount you (or your employer) can contribute in the first year. If you have any questions about this, talk to your tax advisor.

## How do I name or update beneficiaries for my HSA?

You will name beneficiaries when you enroll in the HSA. To review and update your HSA beneficiary information, use HealthEquity's online member portal at [learn.healthequity.com/sebb/hsa](https://learn.healthequity.com/sebb/hsa). You can also download and print the *Beneficiary Designation Form* or contact HealthEquity at 1-844-351-6853 to request a copy.

## What happens to my HSA when I leave UMP High Deductible?

If you later choose a medical plan that is not UMP High Deductible, you won't forfeit any unspent funds in your HSA. You can spend your HSA funds on qualified medical expenses in the future. However, you, your employer, the SEBB Program, and other individuals can no longer contribute to your HSA. If you set up automatic payroll deductions to your HSA, contact your payroll office to stop them. If you set up direct deposits to your HSA, contact HealthEquity to stop them.

If you leave employment or retire, HealthEquity will charge you a monthly fee if you have less than \$2,500 in your HSA after December 31. Other fees may apply. Contact HealthEquity for details.

# Behavioral health coverage

## What is behavioral health?

Behavioral health is a term that covers the full range of mental and emotional well-being, including:

- Managing day-to-day challenges
- Treating chronic and emergency mental health (such as anxiety, depression, eating disorders, or post-traumatic stress)
- Managing substance use (problems with drug, tobacco, and alcohol use)
- Navigating problem gambling disorders

Your behavioral health affects your physical health. If you or someone you know needs access to behavioral health services, you can use this guide to research each plan's network adequacy and timely access to services for substance use, mental health, and recovery care.

## Ensuring timely access to care

All health carriers in Washington State must maintain provider networks that provide enrollees reasonable access to covered services. To find a provider for mental health, physical health, or substance use, you can start by checking your plan's provider directory. Carriers are required by law to include a notation on the provider directory when a mental health or substance use provider is closed to new patients. If you need more information, check the plan's website or call the plan's customer service number.

Wait times for an appointment may vary depending on whether you are seeking emergent, urgent, or routine care. When considering your plan enrollment, you can check the provider directory to see if your provider is in a plan's network, and what in-network emergent and urgent behavioral health care providers are in your area. Make sure to specify how quickly you need care when scheduling appointments.

All carriers must prominently post information on their websites about how to access mental health and substance abuse treatment services, including the number of days within which a member must have access to covered mental health and substance use treatment. You can access links to this information from HCA's *Behavioral health services by plan* webpage at [hca.wa.gov/bh-sebb](https://hca.wa.gov/bh-sebb). For more information, see RCW 48.43.765 (Brennen's Law) on the Washington State Legislature's website at [leg.wa.gov](https://leg.wa.gov).

## If you are having trouble receiving services

The first step is to contact the plans using the information at the beginning of this guide. If you continue to have trouble, you can file a complaint with the Office of the Insurance Commissioner (OIC) to report issues scheduling an appointment or accessing timely behavioral health services. To file a complaint, visit the OIC website at [insurance.wa.gov/file-complaint-or-check-your-complaint-status](https://insurance.wa.gov/file-complaint-or-check-your-complaint-status) or call 1-800-562-6900. To see the number of mental health care access complaints in Washington State, view the latest annual mental health access report on the OIC website at [insurance.wa.gov/legislative-and-commissioner-reports](https://insurance.wa.gov/legislative-and-commissioner-reports).

### *Good to know!*

Naloxone, also known by the brand name, Narcan, is a fast-acting medication that can reverse the effects of opioids and stop an overdose. You can get naloxone for free. Visit [StopOverdose.org](https://stopoverdose.org) to find a location near you, or request naloxone to be mailed to you by the People's Harm Reduction Alliance at [phra.org/naloxone](https://phra.org/naloxone). Naloxone is also available for purchase from many pharmacies in Washington and is covered by your SEBB insurance, subject to cost-sharing.

## Compare coverage by plan

When you need information about what mental health and substance use disorders are covered, you can read the SEBB medical plans' benefits booklets, which are on the *Medical plans and benefits* webpage at [hca.wa.gov/sebb-employee](https://hca.wa.gov/sebb-employee). Also see the *Behavioral health services by plan* webpage at [hca.wa.gov/bh-sebb](https://hca.wa.gov/bh-sebb).

Key words to look for in these documents include inpatient and outpatient coverage, mental health, chemical dependency, residential treatment facility, and substance use disorder. The "2025 SEBB medical benefits at-a-glance" beginning on page 40 includes a high-level summary of coverage by plan.

## Crisis information

If you or someone you know is experiencing a mental health or substance use crisis:

### For immediate help

Call **911** for a life-threatening emergency or **988** for a mental health emergency.

### For immediate help with a mental health crisis or thoughts of suicide

Contact the National Suicide Prevention Lifeline at 1-800-273-8255 (TTY: 1-800-799-4889) or call, text, or chat 988. The line is free, confidential, and available every day. You can also dial 988 if you are worried about someone you know who may need crisis support.

### For additional support

The HCA website at [hca.wa.gov/mental-health-crisis-lines](https://hca.wa.gov/mental-health-crisis-lines) includes county-based crisis support assistance options.

### Washington Recovery Help Line

Call 1-866-789-1511 anytime, day or night. This anonymous and confidential help line provides crisis intervention and referral services for individuals in Washington State experiencing substance use disorder, problem gambling, and/or a mental health challenge. Professionally trained volunteers and staff are available to provide emotional support 24 hours a day, seven days a week. In addition, they can suggest local treatment resources for substance use, problem gambling, and mental health, as well as other community services.

## Support beyond the crisis

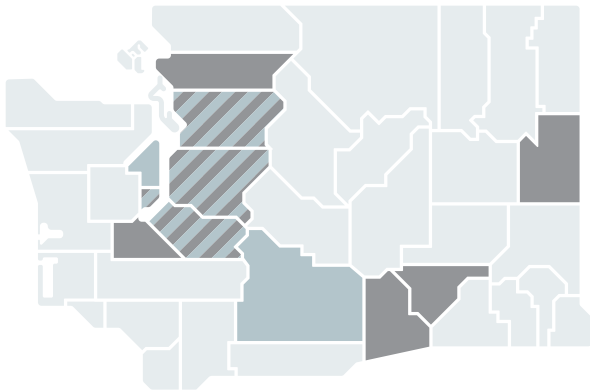
Supporting someone you know through a behavioral health crisis or experiencing one yourself is often not only about the crisis, but also about longer term needs for support. Resources for the immediate crisis are included in this section, but if you need additional resources or support, consider exploring:

- Resources available through your employer, such as employee assistance programs (if your employer offers this type of program). If you're unsure what's available, ask your payroll or benefits office.
- Extended leave resources, such as the Washington State Paid Family Medical Leave Act (PFMLA).
- Resources such as Crisis Connections, [crisisconnections.org](https://crisisconnections.org). The *Get Help* section includes many resources, including the Washington Warm Line, which supports people living with emotional and mental health challenges, [crisisconnections.org/wa-warm-line](https://crisisconnections.org/wa-warm-line).
- Resources available through your medical plans, such as counseling, apps to support mental health, and other programs. See the *Behavioral health services by plan* webpage at [hca.wa.gov/bh-sebb](https://hca.wa.gov/bh-sebb).

# 2025 SEBB employee plans available by county

All eligible school employees are offered a selection of plans based on the county where they live or work. Exception: You must live in the plan's service area to enroll in a UMP Plus plan. Some school employees may have more plan options if they work in a district that crosses county lines (see the school employers by county list starting on the next page). Be sure to call the medical plans you are interested in to ask about provider availability. If you move out of your medical plan's service area or change employers, you may need to change your plan. You must report your new address and any request to change your medical plan to your payroll or benefits office no later than 60 days after you move.

## Uniform Medical Plan (UMP)



### UMP Achieve 1, Achieve 2, High Deductible

Available in all Washington, Idaho, and Oregon counties

### UMP Plus-Puget Sound High Value Network

- Kitsap
- Yakima

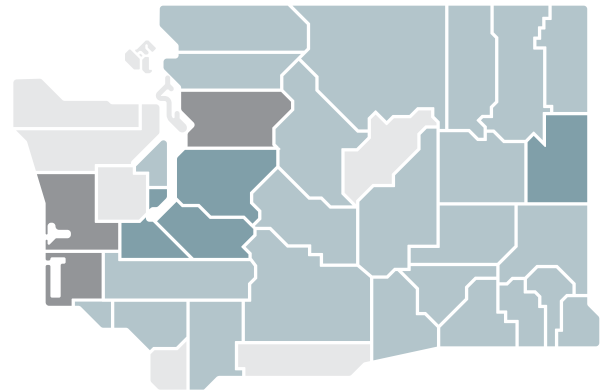
### UMP Plus-UW Medicine Accountable Care Network

- Benton
- Franklin
- Skagit
- Spokane
- Thurston

### Both UMP Plus-Puget Sound High Value Network and UMP Plus-UW Medicine Accountable Care Network

- King
- Pierce
- Snohomish

## Premera Blue Cross



### Premera High PPO and Standard PPO

- Adams
- Asotin
- Benton
- Chelan
- Columbia
- Cowlitz
- Ferry
- Franklin
- Garfield
- Grant
- Kitsap
- Kittitas
- Lewis
- Lincoln
- Okanogan
- Pend Oreille
- Skagit
- Skamania
- Stevens
- Wahkiakum
- Walla Walla
- Whatcom
- Whitman
- Yakima

### Premera Standard PPO

- Grays Harbor
- Pacific
- Snohomish

### Premera HMO, High PPO, and Standard PPO

- King
- Pierce
- Spokane
- Thurston



## Kaiser Permanente WA (KPWA) and Kaiser Permanente NW (KPNW)

### KPWA Core 1, Core 2, and Core 3

- Benton
- Columbia
- Franklin
- Island
- Lewis
- Mason
- Skagit
- Walla Walla
- Whatcom
- Whitman
- Yakima

### KPWA Core 1, Core 2, SoundChoice, and Options Summit PPO 1, 2, and 3

- King
- Kitsap
- Pierce
- Snohomish
- Spokane
- Thurston

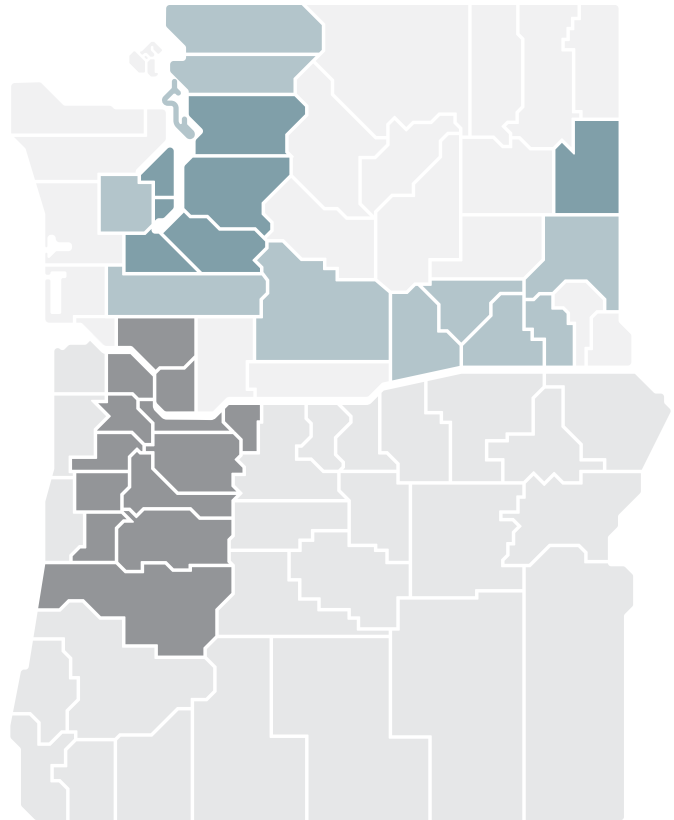
### KPNW NW 1, NW 2, and NW 3

#### –Washington

- Clark
- Cowlitz

#### –Oregon

- Clackamas
- Columbia
- Lane
- Marion
- Benton County ZIP codes: 97330, 97331, 97333, 97339, 97370
- Hood River County ZIP code: 97014
- Linn County ZIP codes: 97321, 97322, 97335, 97348, 97355, 97358, 97360, 97374, 97377, 97389
- Multnomah
- Polk
- Washington
- Yamhill



## School employers by county

Use this chart to look up what county your school district, charter school, or educational service district (ESD) is in. Districts with an asterisk (\*) cross county lines and are listed under more than one county. Be sure to check all the counties your employer is listed in to maximize the number of plans available to you.

### Adams

- |           |                 |            |
|-----------|-----------------|------------|
| Benge     | Lind            | Ritzville* |
| Endicott* | North Franklin* | Sprague*   |
| LaCrosse* | Odessa*         | Warden*    |
| Lamont*   | Othello*        | Washtucna* |

### Asotin

- |                |            |
|----------------|------------|
| Asotin-Anatone | Clarkston* |
|----------------|------------|

### Benton

- |                   |          |
|-------------------|----------|
| Finley            | Paterson |
| Grandview*        | Prosser* |
| Kennewick         | Richland |
| Kiona-Benton City |          |

## Chelan

Cascade  
Cashmere  
Entiat

Lake Chelan\*  
Manson  
North Central ESD 171

Pateros\*  
Pinnacles Prep  
Stehekin

Wenatchee

## Clallam

Cape Flattery  
Crescent

Port Angeles  
Quillayute Valley\*

Sequim\*

## Clark

Battle Ground  
Camas  
ESD 112

Evergreen  
Green Mountain  
Hockinson

La Center  
Mt. Pleasant\*  
Ridgefield

Rooted School Vancouver  
Washougal\*  
Woodland\*

## Columbia

Dayton  
Pomeroy\*

Prescott\*  
Starbuck

Waitsburg\*

## Cowlitz

Castle Rock\*  
Kalama

Kelso  
Longview

Toutle Lake  
Woodland\*

## Douglas

Brewster\*  
Bridgeport\*  
Coulee-Hartline\*

Eastmont  
Ephrata\*  
Grand Coulee Dam\*

Lake Chelan\*  
Mansfield  
Orondo

Palisades  
Quincy\*  
Waterville

## Ferry

Curlew\*  
Inchelium

Keller  
Kettle Falls\*

Orient\*  
Republic\*

## Franklin

ESD 123  
Kahlotus

North Franklin\*  
Othello\*

Pasco  
Star

Washtucna\*

## Garfield

Clarkston\*  
Pomeroy\*

## Grant

Almira*	Moses Lake	Quincy*	Wahluke*
Coulee-Hartline*	Odessa*	Royal	Warden*
Ephrata*	Othello*	Soap Lake	Wilson Creek*
Grand Coulee Dam*			

## Grays Harbor

Aberdeen	Lake Quinault	North Beach	Satsop
Cosmopolis	Mary M. Knight*	North River*	Taholah
Elma*	McCleary*	Oakville*	Wishkah Valley
Hoquiam	Montesano	Ocosta*	

## Island

Coupeville	Oak Harbor	South Whidbey	Standwood-Camano*
------------	------------	---------------	-------------------

## Jefferson

Brinnon	Port Townsend	Quilcene	Sequim*
Chimacum	Queets-Clearwater	Quillayute Valley*	

## King

Auburn*	Issaquah	Rainier Valley Leadership	Snoqualmie Valley
Bellevue	Kent	Academy	Summit Public Schools*
Enumclaw	Lake Washington	Renton	Tahoma
Federal Way	Mercer Island	Riverview	Tukwila
Fife*	Northshore*	Seattle	Vashon Island
Highline	Puget Sound ESD 121	Shoreline	Why Not You Academy
Impact Public Schools*	Rainier Prep	Skykomish	

## Kitsap

Bainbridge Island	Catalyst Public Schools	North Kitsap	Olympic ESD 114
Bremerton	Central Kitsap	North Mason*	South Kitsap

## Kittitas

Cle Elum-Roslyn	Easton	Kittitas	Selah*
Damman	Ellensburg	Naches Valley*	Thorp

## Klickitat

Bickleton*	Goldendale	Prosser*	White Salmon Valley*
Centerville	Klickitat	Roosevelt	Wishram
Glenwood	Lyle	Trout Lake	

## Lewis

Adna	Eatonville*	Oakville*	White Pass
Boistfort	Evaline	Onalaska	Winlock
Castle Rock*	Morton	Pe Ell*	
Centralia*	Mossyrock	Rochester*	
Chehalis	Napavine	Toledo	

## Lincoln

Almira*	Grand Coulee Dam*	Reardan-Edwall*	Wilbur
Creston	Harrington	Ritzville*	Wilson Creek*
Davenport	Odessa*	Sprague*	

## Mason

Elma*	Mary M. Knight*	Pioneer	
Grapeview	McCleary*	Shelton	
Hood Canal	North Mason*	Southside	

## Okanogan

Brewster*	Lake Chelan*	Okanogan	Pateros*
Bridgeport*	Methow Valley	Omak	Republic*
Curlew*	Nespelem	Oroville	Tonasket
Grand Coulee Dam*			

## Pacific

Naselle-Grays River Valley*	Ocean Beach	Pe Ell*	South Bend
North River*	Ocosta*	Raymond	Willapa Valley

## Pend Oreille

Cusick	Loon Lake*	Riverside*	
Deer Park*	Newport*	Selkirk	

## Pierce

Auburn*	Eatonville*	Peninsula	Tacoma
Bethel	Fife*	Puyallup	University Place
Carbonado	Franklin Pierce	Steilacoom Historical	White River
Clover Park	Impact Public Schools*	Summit Public Schools*	Yelm*
Dieringer	Orting	Sumner	

## San Juan

Lopez Island	Orcas Island	San Juan Island	Shaw Island
--------------	--------------	-----------------	-------------

## Skagit

Anacortes  
Burlington-Edison  
Concrete\*

Conway  
Darrington\*  
La Conner

Mount Vernon  
Northwest ESD 189  
Sedro-Woolley\*

## Skamania

Mill A  
Mt. Pleasant\*

Skamania  
Stevenson-Carson

Washougal\*  
White Salmon Valley\*

Woodland\*

## Snohomish

Arlington  
Darrington\*  
Edmonds  
Everett

Granite Falls  
Index  
Lake Stevens  
Lakewood

Marysville  
Monroe  
Mukilteo  
Northshore\*

Snohomish  
Stanwood-Camano\*  
Sultan

## Spokane

Central Valley  
Cheney\*  
Deer Park\*  
East Valley  
Freeman  
Great Northern

Liberty  
Lumen Public Schools  
Mead  
Medical Lake  
Newport\*  
Northeast WA ESD 101

Nine Mile Falls\*  
Orchard Prairie  
Pride Schools  
Reardan-Edwall\*  
Riverside\*  
Rosalia\*

Spokane  
Spokane International  
Academy  
St. John\*  
Tekoa\*  
West Valley

## Stevens

Chewelah  
Columbia  
Colville  
Deer Park\*

Evergreen  
Kettle Falls\*  
Loon Lake\*  
Mary Walker

Nine Mile Falls\*  
Northport  
Onion Creek  
Orient\*

Summit Valley  
Valley  
Wellpinit

## Thurston

Centralia\*  
Capital Region ESD 113  
Griffin

North Thurston  
Olympia  
Rainier

Rochester\*  
Tenino  
Tumwater

Yelm\*

## Wahkiakum

Naselle-Grays River Valley\*

Wahkiakum

## Walla Walla

College Place  
Columbia  
Dixie  
Prescott\*  
Touchet

Waitsburg\*  
Walla Walla  
Willow Public Charter School

## Whatcom

Bellingham  
Blaine  
Concrete\*

Ferndale  
Lynden  
Meridian

Mount Baker  
Nooksack Valley  
Sedro-Woolley\*

Whatcom Intergenerational  
School

## Whitman

Cheney\*  
Clarkston\*  
Colfax  
Colton

Endicott\*  
Garfield  
LaCrosse\*  
Lamont\*

Oakesdale  
Palouse  
Pullman  
Pullman Community  
Montesori

Rosalia\*  
St. John\*  
Steptoe  
Tekoa\*

## Yakima

Bickleton\*  
East Valley  
ESD 105  
Grandview\*  
Granger

Highland  
Mabton  
Mount Adams  
Naches Valley\*  
Selah\*

Sunnyside  
Toppenish  
Union Gap  
Wahluke\*

Wapato  
West Valley  
Yakima  
Zillah

# 2025 SEBB employee monthly premiums

## Effective January 1, 2025

The amounts below are the monthly costs for SEBB medical coverage. There are no employee premiums for dental, vision, basic life insurance, basic accidental death and dismemberment insurance, and employer-paid long-term disability insurance. These benefits are paid for by your employer. The term "spouse" is interchangeable with "state-registered domestic partner" (SRDP).

What you pay	Managed Care and Health Maintenance Organization (HMO) Plans							
	Kaiser Permanente NW			Kaiser Permanente WA				Premera
	Plan 1	Plan 2	Plan 3	Core 1	Core 2	Core 3	SoundChoice	HMO
Subscriber only	\$63	\$98	\$265	\$23	\$55	\$208	\$122	\$17
Subscriber & spouse	\$126	\$196	\$530	\$46	\$110	\$416	\$244	\$34
Subscriber & children	\$110	\$172	\$464	\$40	\$96	\$364	\$214	\$30
Subscriber, spouse, & children	\$189	\$294	\$795	\$69	\$165	\$624	\$366	\$51

Kaiser Foundation Health Plan of the Northwest (Kaiser Permanente NW) offers plans in Clark and Cowlitz counties in Washington and select counties in Oregon.

What you pay	Preferred Provider Organization (PPO) Plans								
	Kaiser Permanente WA			Premera		Uniform Medical Plan			
	Summit PPO 1	Summit PPO 2	Summit PPO 3	High PPO	Standard PPO	Achieve 1	Achieve 2	High Deductible	UMP Plus
Subscriber only	\$40	\$114	\$270	\$135	\$79	\$40	\$125	\$21	\$104
Subscriber & spouse	\$80	\$228	\$540	\$270	\$158	\$80	\$250	\$42	\$208
Subscriber & children	\$70	\$200	\$473	\$236	\$138	\$70	\$219	\$37	\$182
Subscriber, spouse, & children	\$120	\$342	\$810	\$405	\$237	\$120	\$375	\$63	\$312

Uniform Medical Plan (UMP) is administered by Regence Blue Shield and ArrayRx (formerly Washington State Rx Services).

## Medical premium surcharges

Two premium surcharges may apply in addition to your monthly medical premium. You will be charged for them if you do not attest when required or as described below.

- A monthly \$25-per-account medical premium surcharge will apply if you or any dependent (age 13 and older) enrolled in SEBB medical coverage uses tobacco products.
- A monthly \$50 medical premium surcharge will apply if you enroll a spouse or state-registered domestic partner in SEBB medical coverage, and they have chosen not to enroll in another employer-based group medical plan that is comparable to PEBS's Uniform Medical Plan Classic.

Visit HCA's website at [hca.wa.gov/sebb-employee](https://hca.wa.gov/sebb-employee) under Surcharges for more information. HCA is committed to providing equal access to our services. If you need an accommodation, or require documents in another format, please contact your payroll or benefits office.

**HCA's Privacy Notice:** HCA will keep your information private as allowed by law. To see our Privacy Notice, go to [hca.wa.gov/sebb-employee](https://hca.wa.gov/sebb-employee).

# 2025 SEBB Medical Benefits At-A-Glance

Use the following charts to view the deductibles, out-of-pocket limits, per-visit out-of-pocket costs, and prescription drug costs for SEBB medical plans.

You must pay your annual deductible before most coinsurance (%) applies, unless noted that the deductible is waived. The deductible does not apply to most copays (\$), unless enrolled in UMP High Deductible. You must pay the deductible first for most covered services before copays or coinsurance apply to UMP High Deductible.

Some costs are separate for single subscribers and families. These costs are shown in order as individual/family.

Benefits and visit limits listed as per year are based on calendar years (January 1 through December 31). Call the plans directly for specific benefit information, including preauthorization requirements and exclusions. If anything in these charts conflicts with the plan's benefits booklet (also called evidence of coverage or certificate of coverage), the benefits booklet takes precedence and prevails.

**Note:** Some benefits include symbols to represent additional information that is described on the next page.

*Continued on next page* →

What you pay ↘	Managed Care and Health Maintenance Organization (HMO) Plans							
	Kaiser Permanente NW			Kaiser Permanente WA				Premera
	Plan 1	Plan 2	Plan 3	Core 1	Core 2	Core 3	SoundChoice	HMO
<b>Annual costs (individual/family)</b>								
Medical deductible	\$1,250/ \$2,500	\$750/ \$1,500	\$125/ \$250	\$1,250 / \$3,750	\$750 / \$2,250	\$250 / \$750	\$125 / \$375	\$750/ \$1,500
Medical out-of-pocket limit	\$4,500/ \$9,000	\$4,000/ \$8,000	\$2,500/ \$5,000	\$4,000/ \$8,000	\$3,000/ \$6,000	\$2,000/ \$4,000		\$3,500/ \$7,000
Prescription drug deductible	None			None				None
Prescription drug out-of-pocket limit	Combined with medical limit			Combined with medical limit				Combined with medical limit
<b>Emergency services</b>								
Ambulance	20%			20%*				20%
Emergency room				\$150 + 20%			\$150 + 15%	\$150 + 20%‡
<b>Hearing services</b>								
Hearing aids (per ear)	Any amount over \$3,000 every 36 months			Any amount over \$3,000 every 36 months*				Any amount over \$3,000 every 36 months*
Routine annual hearing exam	\$40*	\$35*	\$30*	\$30 (\$40#) + 20%	\$25 (\$35#) + 20%	\$20 (\$30#) + 20%	\$20 (\$30#) + 15%	\$0*



Kaiser Foundation Health Plan of the Northwest offers plans in Clark and Cowlitz counties in Washington and select counties and ZIP codes in Oregon.

Uniform Medical Plan (UMP) is administered by Regence BlueShield ArrayRx, formerly known as Washington State Rx Service.

**Some benefits include symbols to represent additional information as described below:**

- \* Deductible is waived
- # Specialist copay/coinsurance
- † Applies to Tier 2 drugs only, except covered insulins
- ‡ See additional terms and conditions listed in the plan's benefits booklet
- ▲ Out-of-pocket limit not to exceed \$7,000 per member

What you pay ↘	Preferred Provider Organization (PPO) Plans								
	Kaiser Permanente WA Options			Premera		Uniform Medical Plan			
	Summit PPO 1	Summit PPO 2	Summit PPO 3	High PPO	Standard PPO	Achieve 1	Achieve 2	UMP Plus	High Deductible

**Annual Costs** (individual/family)

Medical deductible	\$1,250/ \$2,500	\$750/ \$1,500	\$250/ \$500	\$750/ \$1,875	\$1,250/ \$3,125	\$750/ \$2,250	\$250/ \$750	\$125/ \$375	\$1,650/ \$3,300
Medical out-of-pocket limit	\$4,500/ \$9,000	\$3,500/ \$7,000	\$2,500/ \$5,000	\$3,500/ \$7,000	\$5,000/ \$10,000	\$3,500/ \$7,000	\$2,000/ \$4,000		\$4,200/ \$8,400▲
Prescription drug deductible	None			\$125/ \$312	\$250/ \$750	\$250†/ \$750†	\$100†/ \$300†	None	Combined with medical deductible
Prescription drug out-of-pocket limit	Combined with medical limit			Combined with medical limit		\$2,000/\$4,000			Combined with medical limit

**Emergency services**

Ambulance	10%			25%	20%	20%			
Emergency room	\$100 + 10%			\$150 + 25%‡	\$150 + 20%‡	\$75 + 20%	\$75 + 15%		15%

**Hearing services**

Hearing aids (per ear)	Any amount over \$3,000 every 36 months*		Any amount over \$3,000 every 36 months*		Any amount over \$3,000 every 3 years‡				
Routine annual hearing exam	Preferred Network: \$20 (\$40#) + 10% In Network: \$40 (\$80#) + 30%	Preferred Network: \$10 (\$20#) + 10% In Network: \$20 (\$40#) + 30%	\$0*		\$0			15%	

What you pay ↘	Managed Care and Health Maintenance Organization (HMO) Plans								
	Kaiser Permanente NW			Kaiser Permanente WA				Premera	
	Plan 1	Plan 2	Plan 3	Core 1	Core 2	Core 3	SoundChoice	HMO	
<b>Hospital services</b>									
Inpatient									
Outpatient	20%			20%				15%	20%
<b>Office visits</b>									
Behavioral health	\$30*	\$25*	\$20*	\$30 + 20%	\$25 + 20%	\$20 + 20%	\$20 + 15%	\$10*	
Preventive care*	\$0*			\$0*				\$0*	
Primary care	\$30*	\$25*	\$20*	\$30 + 20%	\$25 + 20%	\$20 + 20%	\$20 + 15%	\$10*	
Specialist	\$40*	\$35*	\$30*	\$40 + 20%	\$35 + 20%	\$30 + 20%	\$30 + 15%	\$40*	
Urgent care	\$50*	\$45*	\$40*	\$30 (\$40#) + 20%	\$25 (\$35#) + 20%	\$20 (\$30#) + 20%	\$20 (\$30#) + 15%	\$25*	
Telemedicine/ virtual care	\$0*			\$10 (\$0* virtual care)				\$5* to \$40*‡	

What you pay ↘	Preferred Provider Organization (PPO) Plans								
	Kaiser Permanente WA Options			Premera		Uniform Medical Plan			
	Summit PPO 1	Summit PPO 2	Summit PPO 3	High PPO	Standard PPO	Achieve 1	Achieve 2	UMP Plus	High Deductible
<b>Hospital services</b>									
Inpatient	Preferred Network:10%			25%	20%	\$200/day up to \$600‡			15%
Outpatient	In Network:30%					20%	15%		
<b>Office visits</b>									
Behavioral health	Preferred Network:\$20 + 10% In Network: \$40 + 30%	Preferred Network:\$10 + 10% In Network: \$20 + 30%		\$25*		20%	15%		
Preventive care*	\$0*			\$0*		\$0			
Primary care	Preferred Network:\$20 + 10% In Network: \$40 + 30%	Preferred Network:\$10 + 10% In Network: \$20 + 30%		\$25*				\$0	
Specialist	Preferred Network:\$40 + 10% In Network: \$80 + 30%	Preferred Network:\$20 + 10% In Network: \$40 + 30%		\$50		20%	15%		15%
Urgent care	Preferred Network:\$20 (\$40#) + 10% In Network: \$40 (\$80#) + 30%	Preferred Network:\$10 (\$20#) + 10% In Network: \$20 (40#) + 30%		25%	20%			15%	
Telemedicine/ telehealth/ virtual care	\$10* (\$0* virtual care)			\$5* to \$50*‡		Varies‡			

What you pay ↘	Managed Care and Health Maintenance Organization (HMO) Plans							
	Kaiser Permanente NW			Kaiser Permanente WA				Premera
	Plan 1	Plan 2	Plan 3	Core 1	Core 2	Core 3	SoundChoice	HMO

**Therapies** (price/visits per year)

Acupuncture	\$40*/20	\$35*/20	\$30*/20	\$30 + 20%/24	\$25 + 20%/24	\$20 + 20%/24	\$20 + 15%/24	
Chiropractic (spinal manipulations)	\$40*/no limit	\$35*/no limit	\$30*/no limit	\$30 (\$40#) + 20%/24	\$25 (\$35#) + 20%/24	\$20 (\$30#) + 20%/24	\$20 (\$30#) + 15%/24	\$10*/24
Massage therapy		\$25*/20		\$40#+ 20%/24	\$35#+ 20%/24	\$30# + 20%/24	\$30# + 15%/24	
Physical, occupational, speech, and neuro-developmental therapy (NDT)	\$40*/60	\$35*/60	\$30*/60	\$40#+ 20%/60 (no limit NDT)	\$35#+ 20%/60 (no limit NDT)	\$30# + 20%/60 (no limit NDT)	\$30# + 15%/60 (no limit NDT)	\$40*/45 (no limit NDT)‡

What you pay ↘	Preferred Provider Organization (PPO) Plans								
	Kaiser Permanente WA Options			Premera		Uniform Medical Plan			
	Summit PPO 1	Summit PPO 2	Summit PPO 3	High PPO	Standard PPO	Achieve 1	Achieve 2	UMP Plus	High Deductible

**Therapies** (price/visits per year)

Acupuncture	Preferred Network: \$20 + 10%/24‡ In Network: \$40 + 30%	Preferred Network: \$10 + 10%/24‡ In Network: \$20 + 30%									
	Preferred Network: \$20 (\$40#) + 10%/24‡ In Network: \$40 (\$80#) + 30%	Preferred Network: \$10 (\$20#) + 10%/24‡ In Network: \$20 (\$40#) + 30%								\$25*/24	\$15/24
	Preferred Network: \$40 + 10%/24‡ In Network: \$80 + 30%	Preferred Network: \$20 + 10%/24‡ In Network: \$40 + 30%									
Chiropractic (spinal manipulations)											
Massage therapy											
Physical, occupational, speech, and neuro-developmental therapy (NDT)	Preferred Network: \$40# + 10%/60 (no limit NDT) In Network: \$80 + 30%	Preferred Network: \$20# + 10%/60 (no limit NDT) In Network: \$40 + 30%	\$50/45‡ (no limit NDT)	20%/80	15%/80	15%/60	15%/80				

# Behavioral health benefits

When accessing behavioral health services such as substance use disorder treatment, mental health counseling, etc. use the charts below to find out what you pay for behavioral health services. Most copays and coinsurance do not apply until after you have paid your annual deductible unless noted that the deductible is waived.

What you pay ↘	Managed Care and Health Maintenance Organization (HMO) Plans							
	Kaiser Permanente NW			Kaiser Permanente WA				Premera
	Plan 1	Plan 2	Plan 3	Core 1	Core 2	Core 3	SoundChoice	HMO

### Inpatient hospital treatment

Hospital – Mental health	20%	20%	20%	20%	20%	20%	15%	20%
Hospital – Substance use	20%	20%	20%	20%	20%	20%	15%	20%
Residential treatment facility	20%	20%	20%	20%	20%	20%	15%	20%

### Outpatient treatment

Hospital – Mental health	Not covered‡	Not covered‡	Not covered‡	20%	20%	20%	15%	20%
Hospital – substance use	\$30*/day	\$25*/day	\$20*/day	20%	20%	20%	15%	20%
Partial hospitalization (or day treatment program)	\$30* /day	\$25*/day	\$20*/day	20%	20%	20%	15%	20%
Intensive outpatient	\$30*/day	\$25*/day	\$20*/day	20%	20%	20%	15%	Professional services \$10 Facility 20%
Withdrawal management/detoxification	\$30*/day	\$25*/day	\$20*/day	20%	20%	20%	15%	20%

What you pay ↘	Preferred Provider Organization (PPO) Plans								
	Kaiser Permanente WA Options			Premera		Uniform Medical Plan			
	Summit PPO 1	Summit PPO 2	Summit PPO 3	High PPO	Standard PPO	Achieve 1	Achieve 2	UMP Plus	High Deductible
<b>Inpatient hospital treatment</b>									
Hospital – Mental health	Preferred Network:10% In Network:30%			25%	20%	Facility \$200/day up to \$600‡ Professional services 0%			15%
Hospital – Substance use				25%	20%				
Residential treatment facility				25%	20%				
<b>Outpatient treatment</b>									
Hospital – Mental health	Preferred Network:10% In Network:30%			25%		15%	20%	15%	15%
Hospital – Substance Use				25%					
Partial hospitalization (or day treatment program)				25%					
Withdrawal management/detoxification	Preferred Network: \$20 + 10% In Network: \$40+30%	Preferred Network: \$10+10% In Network: \$20+30%		25%					
Intensive outpatient – mental health	Preferred Network:10% In Network:30%			Professional services \$25 Facility 25%		15%	20%	15%	15%
Intensive outpatient – substance use	Preferred Network: \$20 + 10% In Network: \$40 + 30%	Preferred Network: \$10 + 10% In Network: \$20 + 30%							

What you pay ↘	Managed Care and Health Maintenance Organization (HMO) Plans							
	Kaiser Permanente NW			Kaiser Permanente WA				Premera
	Plan 1	Plan 2	Plan 3	Core 1	Core 2	Core 3	SoundChoice	HMO

**Office visit for accessing outpatient mental health and substance use services**

Mental health	\$30*	\$25*	\$20*	\$30 + 20%	\$25 + 20%		\$20 + 15%	\$10
Substance use	\$30*	\$25*	\$20*	\$30 + 20%			\$20 + 15%	\$10*
Primary/ Specialist	\$40*	\$35*	\$30*	\$30 + 20%			\$20 + 15%	\$40*
Urgent care – mental health & substance use disorder crisis services	\$50*	\$45*	\$40*	\$30 (\$40*)+ 20%	\$25 (\$35)+ 20%	\$20 (\$30#) + 20%	\$20 (\$30#) + 15%	20%
Telemedicine/ telehealth/ virtual care	\$0*	\$0*	\$0*	\$10 (\$0 virtual care)	\$10* (\$0 virtual care)	\$10* (\$0 virtual care)	\$10* (\$0 virtual care)	Telemedicine \$10* (\$40#) Virtual care \$10*

**Therapies (price/visits per year)**

Occupational and NDT	\$40*/60 (no limit for behavioral health diagnosis)	\$35*/60 (no limit for behavioral health diagnosis)	\$30*/60 (no limit for behavioral health diagnosis)	\$40# + 20%/60 (no limit for behavioral health diagnosis)	\$35# + 20%/60 (no limit for behavioral health diagnosis)	\$30# + 20%/60 (no limit for behavioral health diagnosis)	\$30# + 15%/60 (no limit for behavioral health diagnosis)	Professional services \$40/45 Facility 20%/45
-------------------------	-----------------------------------------------------------------	-----------------------------------------------------------------	--------------------------------------------------------------------	--------------------------------------------------------------------------	--------------------------------------------------------------------------	-----------------------------------------------------------------------	--------------------------------------------------------------------------	-----------------------------------------------------



What you pay ↘	Preferred Provider Organization (PPO) Plans								
	Kaiser Permanente WA Options			Premera		Uniform Medical Plan			
	Summit PPO 1	Summit PPO 2	Summit PPO 3	High PPO	Standard PPO	Achieve 1	Achieve 2	UMP Plus	High Deductible

**Office visits for accessing outpatient mental health and substance use services**

Mental health				\$25*					
Substance use	Preferred Network: \$20 + 10% In Network: \$40 + 30%	Preferred Network: \$10 + 10% In Network: \$20 + 30%		\$25*					
Primary/ Specialist				\$50*					
Urgent care – mental health & substance use disorder crisis services	Preferred Network: \$20 (\$40#) + 10% In Network: \$40 (\$80#) + 30%	Preferred Network: \$10 (\$20#) + 10% In Network: \$20 (\$40#) + 30%		25%	15%	20%	15%	15%	15%
Telemedicine/ telehealth/ virtual care	\$10* (\$0 virtual care)			Telemedicine \$25*/(\$50#) Virtual care \$5* to \$25*					

**Therapies (price/visits per year)**

Occupational and NDT	Preferred Network: \$40 + 10% In Network: \$80 + 30%	Preferred Network: \$20 + 10% In Network: \$40 + 30%		Professional services \$45 Facility 25%/45 (no limit NDT)	20%/no limit		15%/no limit		
-------------------------	---------------------------------------------------------	---------------------------------------------------------	--	-----------------------------------------------------------------	--------------	--	--------------	--	--

## Prescription drug benefits

Amounts in the following tables show what you pay for prescription drugs. Under the prescription drug benefit, most copays and coinsurance do not apply until after you have paid your annual deductible unless noted that the deductible is waived.

**Note:** All plans cover legally required preventive prescription drugs at 100 percent of allowed amount with no deductible.

**Deductible is waived for covered insulins and you pay no more than \$35 per 30-day supply.**

Drug tiers	Kaiser Permanente NW					
	Retail (30-day supply)*			Mail-order (90-day supply)*		
	Plan 1	Plan 2	Plan 3	Plan 1	Plan 2	Plan 3
Generic	\$20	\$15	\$10	\$40	\$30	\$20
Preferred brand-name	\$40	\$30	\$20	\$80	\$60	\$40
Non-preferred brand-name	50% up to \$100			50% up to \$200		
Specialty	50% up to \$150			50% up to \$150/30 day supply		

Drug tiers	Kaiser Permanente WA							
	Retail (30-day supply)				Mail-order (90-day supply)			
	Core 1	Core 2	Core 3	SoundChoice	Core 1	Core 2	Core 3	SoundChoice
Preferred generic	\$5*	\$10*			\$10*	\$20*		
Preferred brand-name	\$25*				\$50*			
Non-preferred generic and brand-name	\$50*				\$100*			
Specialty	50% up to \$150*				50% up to \$150* (per 30-day supply)			

Drug tiers	Premera Blue Cross					
	Retail (30-day supply)			Mail-order (90-day supply)		
	HMO	High PPO	Standard PPO	HMO	High PPO	Standard PPO
Preferred generic	\$9*	\$9*		\$18*	\$18*	
Preferred brand-name	\$40*	\$40	30%	\$80*	\$80	30%
Non-preferred generic and brand-name	50%*	50%		50%*	50%	
Specialty (30-day supply only)	Not covered	Not covered		\$75‡*	\$75‡	40%‡

Drug tiers	Kaiser Permanente WA Options					
	Retail (30-day supply)			Mail-order (90-day supply)		
	Summit PPO 1	Summit PPO 2	Summit PPO 3	Summit PPO 1	Summit PPO 2	Summit PPO 3
Preferred generic	Preferred Network:\$10* In Network:\$20*	Preferred Network:\$5* In Network:\$15*		\$20*	\$10*	
Preferred brand-name	Preferred Network:\$20* In Network:\$40*	Preferred Network:\$30* In Network:\$60*		\$40*	\$60*	
Non-preferred generic and brand-name	Preferred Network:\$30* In Network:\$60*	Preferred Network:\$65* In Network:\$95*		\$60*	\$130*	
Specialty	\$150*			\$150* (per 30-day supply)		
Non-preferred specialty	30%			30%* (per 30-day supply)		

Drug tiers	Uniform Medical Plan							
	Retail and mail-order (30-day supply)				Retail and mail-order (90-day supply)			
	Achieve 1	Achieve 2	UMP Plus	High Deductible	Achieve 1	Achieve 2	UMP Plus	High Deductible
Value	5% up to \$10			15%; 5% up to \$10 ‡	5% up to \$30			15%; 5% up to \$30
Tier 1 (Primarily low-cost generic)	10% up to \$25			15%; 10% up to \$25 ‡	10% up to \$75			15%; 10% up to \$75
Tier 2 (Preferred brand-name, high-cost generic, and specialty drugs)	30% up to \$75; 30% up to \$35 ‡			15%; 30% up to \$35 ‡	30% up to \$225 30% up to \$105 ‡			15%; 30% up to \$105 ‡

# Selecting a dental plan

If you are eligible for SEBB Program benefits and your employer offers this coverage, dental coverage is included for you and your eligible dependents. Your employer pays the premium. You and any enrolled dependents must enroll in the same SEBB dental plan. If you do not select a dental plan, you will be automatically enrolled in Uniform Dental Plan as a single subscriber.

There are three SEBB Program dental plans to choose from — two managed-care plans and one preferred-provider plan.

## Check if your dental provider is in the plan's network

Carefully review your selection before enrolling. Make sure you check with the plan (not your dentist) to see if the dental provider you want is in the plan's network. Also check that you correctly identify your dental plan's network and group number. This is especially important because DeltaCare and Uniform Dental Plan are both administered by Delta Dental of Washington. You can call the dental plan's customer service number (listed in the beginning of this guide) or use the dental plan network's online directory.

## How do the DeltaCare and Willamette Dental Group plans work?

DeltaCare and Willamette Dental Group are managed-care plans. You choose and receive care from a primary care dental provider (PCD) in that plan's network. Your PCD must give you a referral to see a specialist. You may change network providers at any time. If you

seek services from a dental provider not in the plan's network, these plans will not pay your claims.

Neither plan has an annual deductible. You don't need to track how much you have paid out of pocket before the plan begins covering benefits. You pay a set amount (copay) when you receive dental services. Neither plan has an annual maximum that it pays for covered benefits (with some exceptions).

DeltaCare is administered by Delta Dental of Washington. Its network is DeltaCare (Group 09601).

Willamette Dental Group is underwritten by Willamette Dental of Washington, Inc. Its network is Willamette Dental Group, P.C., with dental offices in Washington, Oregon, and Idaho. Willamette Dental Group administers its own dental network (WA733).

## How does the Uniform Dental Plan (UDP) work?

UDP is a preferred-provider organization (PPO) plan. You can choose any dental provider and change providers at any time. More than three out of four dentists in Washington State are in network with this PPO.

When you see a network preferred provider, your out-of-pocket expenses are generally lower than if you chose a premier provider or a provider who is not part of this network. Under UDP, you pay a percentage of the plan's allowed amount (coinsurance) for dental services after you have met the annual deductible. UDP pays up to an annual maximum of \$1,750 for covered benefits for each enrolled dependent, including preventive visits.

The UDP network is Delta Dental PPO (Group 09600).

## Dental plan options

Make sure you confirm with the dental plan that the dental provider you want is in the plan's network.


Plan name	Plan type	Plan network	Plan group number
DeltaCare	Managed-care plan	DeltaCare	Group 09601
Uniform Dental Plan (UDP)	Preferred-provider plan	Delta Dental PPO	Group 09600
Willamette Dental Group Plan	Managed-care plan	Willamette Dental Group, P.C.	WA733

# 2025 SEBB Dental Benefits At-A-Glance

Use the following charts to see what you pay for dental services. Before you select a dental plan or provider, compare the plans to find out what services are covered, which providers are in-network, and your costs for care. If anything in these charts conflicts with the plan's certificate of coverage (COC), the COC takes precedence and prevails. For information on specific benefits, exclusions, and coordination of benefits with other coverage, refer to the COC or contact the plan directly.

DeltaCare and Willamette Dental Group (underwritten by Willamette Dental of Washington, Inc.) are managed-care plans. You must select and receive care from a primary care dental provider in that plan's network.

Uniform Dental Plan is a preferred-provider organization (PPO) plan. You can choose any dental provider and change providers at any time. The plan deductible does not apply to orthodontia, preventive care, and services for children under age 15. You must meet the deductible before the plan pays for all other services covered under this plan.

What you pay 	Managed Care Plans		Preferred Provider Organization (PPO)	
	DeltaCare (Group 09601)	Willamette Dental Group (Group WA733)	Uniform Dental Plan (Group 09600 Delta Dental PPO)	
			PPO and out-of-state	Non-PPO
<b>Annual costs</b>				
Deductible	None		\$50/person, \$150/family	
Annual maximum	None		You pay amounts over \$1,750	
<b>Services</b>				
Crowns	\$100 to \$175		30%	40%
Dentures	\$140 for complete upper or lower		50%	60%
Fillings	\$10 to \$50		20%	30%
Nonsurgical treatment of temporomandibular joint (TMJ)	30% and anything over \$1,000/yr., and any amount over \$5,000 in member's lifetime	Any amount over \$1,000/yr., then any amount over \$5,000 in member's lifetime	30% and anything over \$1,000/yr., then any amount over \$5,000 in member's lifetime	
Oral surgery	\$0 to \$50 to extract a tooth	\$10 to \$50 to extract a tooth	20%	30%
Orthodontia	Up to \$1,500 per case		50% up to \$1,750, then any amount over \$1,750 in member's lifetime	
Orthognathic surgery (jaw surgery)	30% up to \$5,000, then any amount over \$5,000 in member's lifetime		30% up to \$5,000, then any amount over \$5,000 in member's lifetime	
Periodontic services (treatment of gum disease)	\$15 to \$100		20%	30%
Preventive services	\$0		\$0 (10% out-of-state)	20%
Root canals (endodontics)	\$100 to \$150		20%	30%

HCA is committed to providing equal access to our services. If you need an accommodation, or require documents in another format, please contact the following: **Employees:** Your payroll or benefits office. **SEBB Continuation Coverage members:** Call us at 1-800-200-1004 (TRS: 711).

## Selecting a vision plan

---

If you are eligible for SEBB Program benefits and your employer offers this coverage, vision coverage is included for you and your eligible dependents; your employer pays the premium. You and any enrolled dependents must enroll in the same SEBB vision plan. If you do not select a vision plan, you will be automatically enrolled as a single subscriber in MetLife Vision. See “Vision benefits at-a-glance” starting on the next page or the plans’ certificates of coverage for details.

Before you select a vision plan, check with the plan (not the provider) to see if the vision provider you want is in the plan’s network. You can call the vision plan’s customer service number (listed in the beginning of this guide) or use the vision plan network’s online directory.

### **Vision plan options**

There are three SEBB Program vision plans to choose from.

- Davis Vision by MetLife, underwritten by Metropolitan Life Insurance Company
- EyeMed, underwritten by Fidelity Security Life Insurance Company
- MetLife Vision, underwritten by Metropolitan Life Insurance Company

# 2025 SEBB Vision Benefits At-A-Glance

Use these charts to compare vision benefits by plan. If anything in these charts conflicts with the vision plan's benefits booklet (also called evidence of coverage or certificate of coverage) the benefits booklet takes precedence and prevails. For information on specific benefits and exclusions, refer to the plan's benefits booklet or contact the plan directly.

For Davis Vision by MetLife and MetLife Vision, lens enhancements are not available out-of-network.

For EyeMed, out-of-network lens enhancement reimbursement is available. Check with your provider for details.

\*EyeMed members may use both their contact lens allowance and frame allowance during the same visit. Your provider will offer a 20% discount on lenses for your frames.

## Benefits for adults 19+

**⚠️ The amounts listed below show what you pay for in-network services. The amounts in parentheses show the most the plan would reimburse you for out-of-network services.**

	Davis Vision by MetLife	EyeMed	MetLife Vision
<b>Vision care services</b>			
<b>Routine eye exam</b> (once per year starting January 1)	\$0 (\$40)	\$0 (\$84)	\$0 (\$45)
<b>Frames</b> (renews every January 1 of odd years)	\$0 up to \$200, then 80% of balance; \$0 at Visionworks or for any of the Davis Vision Frame Collection (\$50)	\$0 up to \$200, then 80% of balance (\$100)	\$0 up to \$200, then 80% of balance; or \$0 up to \$110 allowance at Costco, Walmart, or Sam's Club (\$70)
<b>Lenses</b> (renews every January 1 of odd years)	\$0 (single \$40; bifocal \$60; trifocal \$80; lenticular \$100)	\$0 (single \$25; bifocal \$40; trifocal \$55; lenticular \$55)	\$0 (single \$30; bifocal \$50; trifocal \$65; lenticular \$100)
<b>Progressive lenses</b> (renews every January 1 of odd years)	\$50 to \$175 (\$60)	\$55 to \$175 (\$55)	\$0 to \$175 (\$50)
<b>Lens enhancements</b>			
<b>Anti-reflective coating</b>	\$35 to \$85 (\$0)	\$45 to \$85 (\$5)	\$41 to \$85 (\$0)
<b>Scratch-resistant</b>	\$0 (\$0)	\$0 (\$5)	\$17 to \$33 (\$0)
<b>Polycarbonate</b>	\$30 (\$0)	\$40 (\$0)	\$35 (\$0)
<b>Photochromic/transitions</b>	\$65 (\$0)	\$75 (\$0)	\$75 (\$0)
<b>Polarized</b>	\$75 (\$0)	80% of retail price (\$0)	80% of retail price (\$0)
<b>Tinting</b>	\$0 (\$0)	\$15 (\$0)	\$17 to \$44 (\$0)
<b>UV treatment</b>	\$12 (\$0)	\$15 (\$0)	\$0 (\$0)

**Benefits for adults 19+ (continued)**

	Davis Vision by MetLife	EyeMed	MetLife Vision
<b>Contact lenses</b> (instead of glasses)			
Conventional	\$0 up to \$200, then 85% of balance or 4 boxes from Collection lenses without copay (\$105)	\$0 up to \$200, then 85% of balance (\$200)*	\$0 up to \$200, then 100% of balance (\$105)
Disposable	\$0 up to \$200, then 85% of balance or 8 boxes from Collection lenses without copay (\$105)	\$0 up to \$200, then 100% of balance (\$200)*	\$0 up to \$200, then 100% of balance (\$105)
Medically necessary	\$0 (\$225)	\$0 (\$300)*	\$0 (\$210)
Fitting fee	Conventional lenses: covered in full Specialty lenses: \$0 up to \$60 then 85% over \$60 (\$0)	Standard fit and follow-up: Up to \$55 (\$0) Premium: 10% off retail (\$0)	\$60 (\$0)

**Additional member savings**

Additional prescription glasses	You pay 70% on complete pairs: some limitations apply (\$0)	You pay 60% on complete pairs (\$0)	You pay 80% on complete pairs: some limitations apply (\$0)
LASIK surgery	You pay 50% to 60% of national average price of traditional LASIK (\$0)	You pay 85% of retail price or 95% of a promotional offer (\$0)	You pay 85% of retail price or 5% of a promotional offer (\$0)

**Benefits for children under 19**

**⚠️ The amounts listed below show what you pay for in-network services. The amounts in parentheses show the most the plan would reimburse you for out-of-network services.**

	Davis Vision by MetLife	EyeMed	MetLife Vision
<b>Vision care services</b> (once per year starting January 1)			
Routine eye exam	\$0 (\$40)	\$0 (\$90)	\$0 (\$45)
Frames	\$0 up to \$200, then 80% of balance or \$0 at Visionworks or for any of the Davis Vision Frame Collection (\$50)	\$0 up to \$200, then 80% of balance (\$100)	\$0 up to \$200, then 80% of balance or \$0 up to \$110 allowance at Costco, Walmart, or Sam's Club (\$70)
Lenses	\$0 (single \$40; bifocal \$60; trifocal \$80; lenticular \$100)	\$0 (single \$25; bifocal \$35; trifocal \$53; lenticular \$53)	\$0 (single \$30; bifocal \$50; trifocal \$65; lenticular \$100)
Progressive lenses	\$50 to \$175 (\$60)	\$0 to \$175 (\$40)	\$0 to \$175 (\$50)



**Benefits for children under 19** (continued)

	<b>Davis Vision by MetLife</b>	<b>EyeMed</b>	<b>MetLife Vision</b>
<b>Lens enhancements</b>			
<b>Anti-reflective coating</b> (depends on level of coating)	\$35 to \$85 (\$0)	\$45 to \$85 (\$5)	\$41 to \$85 (\$0)
<b>Scratch-resistant</b>	\$0 (\$0)	\$0 (\$8)	\$0 (\$0)
<b>Polycarbonate</b>	\$0 (\$0)	\$0 (\$20)	\$0 (\$0)
<b>Photochromic/transitions</b>	\$0 (\$0)	\$75 (\$0)	\$75 (\$0)
<b>Polarized</b>	\$75 (\$0)	\$0 (\$0)	\$0 (\$0)
<b>Tinting</b>	\$0 (\$0)	\$15 (\$0)	\$17 to \$44 (\$0)
<b>UV treatment</b>	\$0 (\$0)	\$15 (\$0)	\$0 (\$0)
<b>Contact lenses</b> (instead of glasses)			
<b>Conventional</b>	\$0 up to \$300, then 85% of balance or 4 boxes from Collection lenses without copay (\$105)	Any amount over \$300 (50% of charge up to \$300)*	Any amount over \$300 (\$105)
<b>Disposable</b>	\$0 up to \$300, then 85% of balance or 8 boxes from Collection lenses without copay (\$105)		
<b>Medically necessary</b>	\$0 (\$225)		\$0 (\$210)
<b>Fitting fee</b>	Conventional: Covered in full Specialty Lens: \$0 up to \$60 then 85% over \$60 (\$0)	Standard: \$0 Premium: \$0 copay, 10% discount then balance over \$65 (\$65)	Covered in full (\$0)
<b>Additional member savings</b>			
<b>Additional prescription glasses</b>	You pay 70% on complete pairs: some limitations apply (\$0)	You pay 60% on complete pairs (\$0)	You pay 80% on complete pairs: some limitations apply (\$0)
<b>LASIK surgery</b>	You pay 50% to 60% of national average price of traditional LASIK (\$0)	You Pay 85% of retail price or 95% of a promotional offer (\$0)	You pay 85% of retail price or 95% of a promotional offer (\$0)

## After you enroll

---

### What to expect next

Once you have enrolled in health coverage, you can download a copy of your *Summary of Coverage Elections* (a list of the plans you chose) in Benefits 24/7. This shows your selections regardless of whether your dependents are approved. After you're enrolled in coverage, your current coverage is displayed on the *Current Coverage* tile. You should receive a welcome packet or letter from your new health plans.

If you have questions that you can't find answers to on HCA's website at [hca.wa.gov/sebb-employee](https://hca.wa.gov/sebb-employee) or in this guide, contact your payroll or benefits office.

### When do my benefits begin?

#### For newly eligible employees

Your medical, dental, and vision coverage, basic life insurance, basic accidental death and dismemberment (AD&D) insurance, employer-paid long-term disability (LTD) insurance, and employee-paid LTD insurance (unless you decline this insurance) begin as described below.

Supplemental life and AD&D insurance begin on the first day of the month following the date the contracted vendor receives the required form or approves the enrollment.

If you later request to enroll in or increase your employee-paid LTD insurance coverage, it is effective the day the evidence of insurability is approved by the insurer. A decrease in coverage takes effect the first day of the month following the date your school district, charter school, educational service district (ESD), tribal school, or organization representing school employees receives the required form.

Contact your payroll or benefits office with questions about eligibility and when your benefits begin. If you are a school employee who works for a tribal school or employee organization representing school employees, contact your payroll or benefits office for eligibility criteria because they could be different from the guidance provided here.

#### Eligibility starting in August

If you are a school employee who establishes eligibility for the employer contribution toward SEBB benefits at any time in the month of August, SEBB benefits begin on September 1 only if you are also determined to be eligible for the employer contribution toward SEBB benefits for the school year that begins on September 1. The same effective date will apply for enrollment in the flexible spending arrangement (FSA), Limited Purpose FSA, or Dependent Care Assistance Program (DCAP) if you are eligible for these benefits and enroll in them.

#### Early September start-work dates

If your first day of work is on or after September 1, but not later than the first day of school for the school year, benefits begin the first day of work. The same effective date will apply for enrollment in the FSA, Limited Purpose FSA, or DCAP if you are eligible for these benefits and enroll in them.

#### Other start-work dates

If your first day of work is at any other time during the school year, benefits begin the first day of the month following the date you become eligible for the employer contribution toward SEBB benefits. The same effective date will apply for enrollment in the FSA, Limited Purpose FSA, or DCAP if you are eligible for these benefits and enroll in them.

Several other circumstances, such as a revision in your work pattern or returning from approved leave without pay, have specific dates for eligibility and benefits to begin.

#### Returning employees

If you have SEBB benefits during the 2024–25 school year and return to the same SEBB organization or a different SEBB organization and are anticipated to work at least 630 hours in the 2025–26 school year, you will receive uninterrupted coverage from one school year to the next.

### When do my benefits begin if I am regaining eligibility after unpaid leave?

If you are returning from unpaid leave that did not last more than 29 months after losing the employer contribution, your medical, dental, and vision coverage will begin the first day of the month after you return to work if you are expected to be eligible for the employer contribution.

If you continued your supplemental life insurance or supplemental AD&D insurance while on leave, your coverage would start the first day of the month after you return to work if you are expected to be eligible for the employer contribution. If you were eligible to continue your supplemental life and supplemental AD&D insurance and chose not to, your insurance would begin the first day of the month following the date the contracted vendor receives the required form or approves the enrollment.

Employee-paid LTD insurance would start the first day of the month following the date you regain eligibility for the employer contribution toward SEBB benefits.

**Note:** When a school employee who is called to active duty in the uniformed services under the Uniformed Services Employment and Reemployment Rights Act (USERRA) loses eligibility for the employer contribution toward SEBB benefits, they regain eligibility for the employer contribution toward SEBB benefits the day they return from active duty. Medical, dental, vision, basic life insurance, basic AD&D insurance, and employer-paid LTD insurance will begin the first day of the month in which they return from active duty.

## What if I change jobs?

You will have uninterrupted coverage when moving from one SEBB organization to another within the same month or a consecutive month if you are eligible for the employer contribution toward SEBB benefits in the position you are leaving and are anticipated to be eligible for the employer contribution in the new position. This includes when you transfer to a different SEBB organization at the start of the school year.

If you move and your new residence is out of your medical plan's service area, you must change plans. Also, if you change employment locations and your current medical plan is no longer available, you must change plans. See "What is a special open enrollment?" on page 62. If you have an FSA, Limited Purpose FSA, or DCAP, submit a *School Employment Transfer Form*, available on the Navia website at [sebb.naviabenefits.com](http://sebb.naviabenefits.com).

### *Good to know!*

#### **ID cards**

After you enroll, your medical and vision plans will send you an identification (ID) card to show providers when you receive care. If you have questions about your ID card, contact your plan directly.

Uniform Dental Plan (UDP) does not mail ID cards, but you can download one from the UDP website at [deltadentalwa.com/sebb](http://deltadentalwa.com/sebb).

## When coverage begins

### **If you enroll or make changes during annual open enrollment**

January 1 of the following year.

### **If you are newly eligible (except September 1 through first day of school)**

Generally, the first day of the month following the date you become eligible. See "When do my benefits begin?" or "When do my benefits begin when I am regaining eligibility?"

### **If you are eligible September 1 through first day of school**

The first day of work.

### **If you get married or register a state-registered domestic partnership**

The first of the month after the date of the event or the date you enroll your spouse or partner using Benefits 24/7 (or your payroll or benefits office receives your completed enrollment form) with proof of your dependent's eligibility, whichever is later. If that day is the first of the month, coverage for your dependent begins on that day. You can submit the proof of eligibility later, as long as it is within 60 days of the event date.

### **If you have a birth, adoption, or assume legal obligation for support in anticipation of adoption**

- **For a newly born child:** The date of birth.
- **For a newly adopted child:** The date of placement or the date a legal obligation is assumed in anticipation of adoption, whichever is earlier.

If you enroll yourself in order to enroll a newly born or newly adopted child, medical coverage begins the first day of the month in which the event occurs.

If you enroll your eligible spouse or state-registered domestic partner in your SEBB health plan coverage due to your child's birth or adoption, their medical coverage begins the first day of the month in which the birth or adoption occurs.

If adding the child increases the premium, and the child's date of birth or adoption is before the 16th day of the month, you pay the higher premium for that full month. If the child's date of birth or adoption is on or after the 16th, the higher premium will begin the next month.

A newly born child must be at least 14 days old before supplemental dependent life insurance and AD&D insurance coverage purchased by the employee becomes effective.

You can submit the proof of eligibility later, as long as it is within 60 days of the event period.

### **If a child becomes eligible as an extended dependent**

The first day of the month following the event date or eligibility certification, whichever is later.

### **When an employee returns from active duty in the uniformed services**

Their employer-paid SEBB benefits will begin the first day of the month they return from active duty.

### **Other events that create a special open enrollment**

The first of the month after the date of the event or the date you make the change in Benefits 24/7 or your payroll or benefits office receives your form (and proof of the event that created the special open enrollment) with any other required documents, whichever is later. If that day is the first of the month, coverage begins on that day. You can submit the proof of eligibility later than the enrollment form, as long as it is within 60 days of the event.

# Changing your coverage

Some changes can be made anytime and some can be made only during annual open enrollment or when a life event makes you eligible for a special open enrollment.

## Changes you can make anytime

The following changes can be made in Benefits 24/7 at [benefits247.hca.wa.gov](https://benefits247.hca.wa.gov) or by submitting the appropriate enrollment/change form to your payroll or benefits office unless otherwise noted.

- Change your name or address by notifying your payroll or benefits office. You cannot change this through Benefits 24/7.
- Remove dependents from coverage due to loss of eligibility (this is required). You must submit this change **within 60 days** of the last day of the month the dependent loses eligibility for SEBB health plan coverage. If submitting the form, it must be received by your payroll or benefits office by the deadline. You may also need to provide proof of the event before the dependent can be removed.
- Change your tobacco use premium surcharge attestation using Benefits 24/7 or by submitting the *SEBB Premium Surcharge Attestation Change* form, found under *Forms & publications* at [hca.wa.gov/sebb-employee](https://hca.wa.gov/sebb-employee), to your payroll or benefits office.
- Life and accidental death and dismemberment (AD&D) insurance
  - Enroll in or change coverage amounts for supplemental (employee-paid) life and AD&D insurance using MetLife's *MyBenefits* portal at [mybenefits.metlife.com/wasebb](https://mybenefits.metlife.com/wasebb). Evidence of insurability may be required.
  - Cancel supplemental life and AD&D insurance using the *SEBB Cancellation of Supplemental Life and AD&D Insurance* form, available under *Forms & publications* at [hca.wa.gov/sebb-employee](https://hca.wa.gov/sebb-employee).
  - Update beneficiary information for basic life and AD&D insurance using MetLife's *MyBenefits* portal.
- Long-term disability insurance
  - Reduce or decline coverage for employee-paid LTD coverage using Benefits 24/7 or the *Long Term Disability Insurance Enrollment and Change* form, available on HCA's *Long-term disability* webpage at [hca.wa.gov/sebb-ltd](https://hca.wa.gov/sebb-ltd).
  - Enroll in or increase coverage using the *Long Term Disability Insurance Enrollment and Change* form. You will have to provide evidence of insurability.

- Health savings account (HSA)
  - Start, stop, or change your contribution to your HSA. Use the *SEBB Employee Authorization for Payroll Deduction to Health Savings Account* form under *Forms & publications* on HCA's website at [hca.wa.gov/sebb-employee](https://hca.wa.gov/sebb-employee).
  - Change your HSA beneficiary information. Use the *Health Savings Account Beneficiary Designation* form available on HealthEquity's website at [learn.healthequity.com/sebb/hsa](https://learn.healthequity.com/sebb/hsa).
- Submit special open enrollment requests.

## Changes you can make during open enrollment

These changes must be completed by the last day of annual open enrollment. Enrollment changes made during annual open enrollment will be effective January 1 of the following year. These can be completed using Benefits 24/7 at [benefits247.hca.wa.gov](https://benefits247.hca.wa.gov) or by submitting the appropriate enrollment/change form to your payroll or benefits office unless otherwise noted.

- Change your medical, dental, and vision plans
- Enroll or remove eligible dependents
- Upload documents
- Enroll in a medical plan if you previously waived SEBB medical
- Waive SEBB medical coverage if you are enrolled in other employer-based group medical coverage, a TRICARE plan, or Medicare. You may not waive enrollment in SEBB medical if you are enrolled in PEBB retiree insurance coverage.
- Change your spouse or state-registered domestic partner coverage premium surcharge attestation using Benefits 24/7 or by submitting the *SEBB Premium Surcharge Attestation Change* form to your payroll or benefits office. At any time outside open enrollment, you can only report a change **within 60 days** of a change in your spouse or partner's employer-based group medical insurance and you must provide proof of the event.

- Enroll in or opt out of participation under the premium payment plan. Submit the *SEBB Premium Payment Plan Election/Change* form to your payroll or benefits office.
- Enroll or reenroll in the flexible spending arrangement (FSA), Limited Purpose FSA, and Dependent Care Assistance Program (DCAP) on the Navia Benefit Solutions website at [sebb.naviabenefits.com](http://sebb.naviabenefits.com). If you cannot use the Navia website, your payroll or benefits office must receive *FSA and DCAP enrollment* form by the last day of open enrollment.

You may want to submit your request sooner to avoid a delay in the enrollment or change. When the special open enrollment is for birth or adoption, use Benefits 24/7 (or submit the required forms to your payroll or benefits office) along with proof of your dependent's eligibility and/or the event as soon as possible to ensure timely payment of claims. If adding the child increases the premium, your required form and proof of your dependent's eligibility and/or the event must be received **no later than 60 days** after the date of birth, adoption, or the date you assume legal obligation for support in anticipation of adoption.

### *Good to know!*

#### **Reenroll in the FSA, Limited Purpose FSA, and DCAP**

Your participation in the FSA, Limited Purpose FSA, and DCAP does not automatically continue from plan year to plan year. If you wish to participate, you must enroll in these benefits annually.

## **What is a special open enrollment?**

Certain qualifying events let you make account changes (like changing plans or enrolling a dependent) outside of annual open enrollment. We call these "special open enrollment events."

The change in enrollment must be allowable under the Internal Revenue Code and Treasury Regulations and correspond to and be consistent with the event that creates the special open enrollment for the employee, the employee's dependents, or both. A special open enrollment event must be an event other than an employee gaining initial eligibility or regaining eligibility for SEBB benefits.






The changes shown on page 63 through page 66 may be allowed as a special open enrollment.

## **How do I make changes during a special open enrollment?**

You must provide proof of the event that created the special open enrollment (for example, a marriage or birth certificate) using Benefits 24/7 (or by submitting the appropriate enrollment/change form to your payroll or benefits office). The required forms and documents must be received **no later than 60 days** after the event. In many instances, the date your form or change is received affects the effective date of the change in enrollment.

## Changes you can make with a special open enrollment

The icons will indicate which changes may be available in your situation. Grayed-out icons indicate that the change is not permitted in that situation.

 Add dependent	 Remove dependent	 Change SEBB medical, dental or vision plan
 Waive SEBB medical	 Enroll after waiving SEBB medical	

### Marriage or registration of a state-registered domestic partner

				
-----------------------------------------------------------------------------------	-----------------------------------------------------------------------------------	-----------------------------------------------------------------------------------	-----------------------------------------------------------------------------------	-----------------------------------------------------------------------------------

#### Submit these documents

Marriage certificate; certificate of state-registered domestic partnership or legal union

For a state-registered domestic partner or partner of a legal union, also submit a *SEBB Declaration of Tax Status*. An employee may not change their health plan if the state-registered domestic partner or their state-registered domestic partner's child is not a tax dependent.

**Please note:** An employee may add only the new spouse, state-registered domestic partner, or children of the spouse or partner. Existing dependents may not be added.

An employee may remove a dependent from SEBB health plan coverage only if the dependent enrolls in the new spouse's or state-registered domestic partner's plan.

An employee may change their plan only if the employee enrolls the new spouse or new state-registered domestic partner or the child acquired through the state-registered domestic partnership who is also a newly eligible tax dependent.

Waiving for this event is allowed only if the employee enrolls in medical under the new spouse's or state-registered domestic partner's employer-based group health plan.

### Birth, adoption, or assuming a legal obligation for support in anticipation of adoption

				
-----------------------------------------------------------------------------------	------------------------------------------------------------------------------------	-------------------------------------------------------------------------------------	-------------------------------------------------------------------------------------	-------------------------------------------------------------------------------------

#### Submit these documents

Birth certificate (or, if a birth certificate is unavailable, a hospital certificate with child's footprints); certificate or decree of adoption; placement letter from adoption agency

All valid documents for proof of this event must show the name of the parent who is the subscriber, the subscriber's spouse, or the subscriber's state-registered domestic partner; a *SEBB Declaration of Tax Status* is required if enrolling a child of a state-registered domestic partner.

**Please note:** Waiving for this event is allowed only if the employee enrolls in medical under the new spouse or state-registered domestic partner due to birth or adoption.

### Child becomes eligible as an extended dependent through legal custody or guardianship

				
-------------------------------------------------------------------------------------	--------------------------------------------------------------------------------------	---------------------------------------------------------------------------------------	---------------------------------------------------------------------------------------	---------------------------------------------------------------------------------------

#### Submit these documents

Valid court order showing legal custody, guardianship, or temporary guardianship, signed by a judge or officer of the court; a signed *SEBB Extended Dependent Certification* form; and a *SEBB Declaration of Tax Status* form

- Add dependent
- Remove dependent
- Change SEBB medical, dental or vision plan
- Waive SEBB medical
- Enroll after waiving SEBB medical

Employee or dependent loses other coverage under a group health plan or through health insurance, as defined by the Health Insurance Portability and Accountability Act (HIPAA)



**Submit these documents**

Certificate of creditable coverage; letter of termination of coverage from health plan or payroll or benefits office; COBRA election notice

Employee has a change in employment status that affects their eligibility for the employer contribution toward their employer-based group health plan



**Submit these documents**

Employee hire letter from employer that contains information about benefits eligibility; employment contract; termination letter; letter of resignation; statement of insurance; certificate of coverage

**Please note:** Waiving for this event is allowed only if the employee enrolls in medical under another employer-based group health plan based upon a change in employment status that affects the eligibility for the employer contribution.

Employee's dependent has a change in employment status that affects their eligibility or their dependent's eligibility for their employer contribution under their employer-based group health plan.



“Employer contribution” means contributions made by the dependent’s current or former employer toward health coverage as described in Treasury Regulation 26 C.F.R. 54.9801-6

**Submit these documents**

Employee hire letter from their employer that contains information about benefits eligibility; employment contract; termination letter; letter of resignation; statement of insurance; certificate of coverage

**Please note:** Waiving for this event is allowed only if the employee enrolls in medical under the dependent’s employer-based group health plan where they gained eligibility for the employer contribution.

Employee has a change in employment location that affects medical plan availability








**Submit these documents**

Employee hire letter from employer that contains information about benefits eligibility; employment contract

**Please note:** A change in medical plan is allowed only if the change in employment location causes the employee’s current medical plan to no longer be available. If this is the case, the employee must select a new medical plan as described in WAC 182-30-085(3). A change in medical plan is also allowed if the change in employment location causes one or more new medical plans to become available. If this is the case, the employee may select to enroll in a newly available plan.



 Add dependent    
  Remove dependent    
  Change SEBB medical, dental or vision plan  
 Waive SEBB medical    
  Enroll after waiving SEBB medical

Employee or dependent has a change in enrollment under another employer-based group health plan during its annual open enrollment that does not align with the SEBB Program’s annual open enrollment


**Submit these documents**

Certificate of creditable coverage; letter of enrollment or termination of coverage from the health plan; letter of enrollment or termination of coverage from the employer’s payroll or benefits office; proof of waiver

**Please note:** Waiving for this event is allowed only if the employee enrolls in medical during an open enrollment under another employer-based group health plan.

Employee’s dependent moves from another country to live in the United States, or from within the U.S. to another country, and that change in residence resulted in the dependent losing their health insurance


**Submit these documents**

Visa or passport with date of entry; proof of former and current residence (e.g., utility bill); letter or document showing coverage was lost (e.g., certificate of creditable coverage)

Employee or dependent has a change in residence that affects health plan availability


**Submit these documents**

Proof of former and current residence (e.g., utility bill); certificate of creditable coverage

**Please note:** If the school employee has a change in residence and the school employee’s current medical plan is no longer available, the school employee must select a new medical plan as described in WAC 182-30-085(3).

A court order requires the employee or any other individual to provide insurance coverage for an eligible child of the employee


**Submit these documents**

Valid court order

Employee or dependent enrolls in or loses eligibility for Medicaid (Apple Health in Washington) or a state Children’s Health Insurance Program (CHIP)


**Submit these documents**

Enrollment or termination letter from Medicaid (Apple Health in Washington) or CHIP reflecting the date the subscriber or subscriber’s dependent enrolled in Medicaid or CHIP or the date at which the subscriber or subscriber’s dependent lost eligibility for Medicaid or CHIP.

- Add dependent
- Remove dependent
- Change SEBB medical, dental or vision plan
- Waive SEBB medical
- Enroll after waiving SEBB medical

Employee or dependent becomes eligible for a state premium assistance subsidy for SEBB medical plan coverage from Medicaid or CHIP



**Submit these documents**

Eligibility letter from Medicaid or CHIP

Employee or dependent enrolls in or loses eligibility for Medicare. If waiving SEBB medical, only allowed if enrolling in Medicare. If enrolling after waiving SEBB medical, only allowed if lost eligibility for Medicare.



**Submit these documents:**

Medicare benefit verification letter; copy of Medicare card; notice of denial of Medicare coverage; Social Security denial letter; Medicare entitlement or cessation of disability form

**Please note:** A dental or vision plan change is not allowed.

Employee's or dependent's current medical plan becomes unavailable because the employee or enrolled dependent is no longer eligible for a health savings account (HSA)



**Submit these documents:**

Cancellation letter from the high-deductible health plan; coverage confirmation in a new health plan; Medicare entitlement letter; copy of current tax return claiming employee as a dependent.

Employee or dependent experiences a disruption of care for active and ongoing treatment that could function as a reduction in benefits for the employee or their dependent (requires approval by the SEBB Program)



Changing SEBB medical, dental and/or vision plans can only be approved by the SEBB Program.

**Submit request for a plan change to:**

Health Care Authority  
SEBB Program  
PO Box 42684  
Olympia, WA 98504-2684

Employee or dependent becomes eligible and enrolls in a TRICARE plan, or loses eligibility for a TRICARE plan



**Submit these documents**

Certificate of creditable coverage; proof of enrollment or termination of coverage from a TRICARE plan

**⚠** In addition, employees can make changes to supplemental life and supplemental AD&D insurance during a special open enrollment. See "Life and AD&D insurance" on page 72.

**Learn more**

For more information about the changes you can make during these events (such as changes to FSA/DCAP and premium payment plans), see SEBB Program Administrative Policy Addendum 45-2A on the HCA website at [t hca.wa.gov/sebb-rules](http://hca.wa.gov/sebb-rules).

## When coverage ends

Your or your dependent's SEBB insurance coverage ends as described below. Your dependent's insurance coverage will end if you fail to comply with the SEBB Program's procedural requirements, including failure to provide information or documentation by the due date in written requests from the SEBB Program.

### **When your employer terminates your employment relationship**

Eligibility for the employer contribution ends the last day of the month in which the employer-initiated termination notice is effective.

### **When you terminate the employment relationship**

Eligibility for the employer contribution ends the last day of the month in which the school employee's resignation is effective.

### **When your work pattern is revised such that you are no longer anticipated to work 630 hours during the school year**

Eligibility for the employer contribution ends as of the last day of the month in which the change is effective.

### **When you return from approved leave without pay**

When you return from approved leave without pay as described in WAC 182-31-040 (4)(d) and subsequently have a change in work pattern that, if it had been in effect at the start of the school year, would not have resulted in you being anticipated to work the minimum hours to meet SEBB eligibility for the employer contribution. Eligibility for the employer contribution ends as of the last day of the month in which the change is effective.

### **When you are a 9- or 10-month school employee hired late in the school year**

When you are a 9- or 10-month school employee hired late in the school year and were eligible for SEBB benefits under WAC 182-31-040 (4)(c)(i), but you have a change in work pattern and are no longer anticipated to be compensated for at least 17.5 hours a week in six of the last eight weeks counting backward from the week that contains the last day of school. Eligibility for

the employer contribution ends as of the last day of the month in which the change is effective.

### **When you are a 12-month school employee hired late in the school year**

When you are a 12-month school employee hired late in the school year and were eligible for SEBB benefits under WAC 182-31-040 (4)(c)(ii), but you have a change in work pattern and are no longer anticipated to be compensated for at least 17.5 hours a week in six of the last eight weeks counting backward from the week that contains August 31. Eligibility for the employer contribution ends as of the last day of the month in which the change is effective.

### **When you are a school employee hired late in the school year**

When you are a school employee hired late in the school year and were eligible for SEBB benefits under WAC 182-31-040 (4)(c) but are no longer anticipated to work 630 hours in the next school year. Eligibility for the employer contribution ends as of the last day of the month in which the change in anticipation occurs.

**Please note:** If your employer deducted your portion of the premium for SEBB insurance coverage from your pay after you were no longer eligible for the employer contribution, SEBB insurance coverage ends the last day of the month for which premiums were deducted.

### **What happens if I or my dependent loses eligibility?**

If you lose eligibility, your employer will notify you and give you the opportunity to appeal the decision. You can find information on how to appeal on page 71.

If your dependent loses eligibility, you must remove the ineligible dependent from your account. Your payroll or benefits office must receive your request to remove the dependent via Benefits 24/7 (or the appropriate enrollment/change form) **within 60 days** of the last day of the month your dependent is no longer eligible.

The SEBB Program collects premiums for the entire last calendar month of coverage and will not prorate them for any reason.

## What are my options when coverage ends?

You may be eligible to enroll on your spouse's, state-registered domestic partner's, or parent's SEBB insurance coverage as a dependent.

You, your dependents, or both may be able to temporarily continue your SEBB insurance coverage by self-paying the premiums and applicable premium surcharges on a post-tax basis. Your employer will make no contribution toward the premiums.

There are three options administered by HCA that you and your eligible dependents may qualify for when employee coverage ends:

- SEBB Continuation Coverage (COBRA)
- SEBB Continuation Coverage (Unpaid Leave)
- PEBB retiree insurance coverage

## How does SEBB Continuation Coverage work?

SEBB Continuation Coverage (COBRA and Unpaid Leave) temporarily extend SEBB health plan coverage when your or your dependent's SEBB health plan coverage ends due to a qualifying event. You can enroll in only one of these options at a time.

We will mail a *SEBB Continuation Coverage Election Notice* to you or your dependent at the address we have on file when your employer-paid coverage ends. The notice explains the continuation coverage options and includes enrollment forms to apply. You can also apply using Benefits 24/7.

You or your eligible dependents must apply for SEBB Continuation Coverage. The enrollment form or your enrollment through Benefits 24/7 must be received **no later than 60 days** from the date SEBB health plan coverage ended or from the postmark date on the *SEBB Continuation Coverage Election Notice*, whichever is later. If you do not apply in Benefits 24/7 (or we do not receive the form) by the deadline, you will lose all rights to continue SEBB insurance coverage.

For information about your rights and obligations under SEBB Program rules and federal law, refer to the *SEBB Initial Notice of COBRA and Continuation Coverage Rights* (mailed to you soon after you enroll in SEBB insurance coverage), or the *SEBB Continuation Coverage Election Notice*, (mailed to you when your SEBB benefits are terminated), or the *PEBB Retiree Enrollment Guide*. You can find these under *Forms & publications* on the HCA website at [hca.wa.gov/sebb-employee](https://www.hca.wa.gov/sebb-employee).

## SEBB Continuation Coverage (COBRA)

SEBB Continuation Coverage (COBRA) is for current and former school employees and their dependents who are qualified beneficiaries under federal COBRA Continuation Coverage law. COBRA eligibility is defined in federal law and governed by federal rules. SEBB Continuation Coverage (COBRA) also includes coverage for some members who are not qualified beneficiaries under federal COBRA Continuation Coverage. Your dependents may have independent election rights to SEBB Continuation Coverage (COBRA).

## SEBB Continuation Coverage (Unpaid Leave)

SEBB Continuation Coverage (Unpaid Leave) is an alternative to COBRA created by the SEBB Program with wider eligibility criteria and qualifying event types, such as a layoff, approved leave of absence, or when called to active duty in the uniformed services. This option allows you to continue life insurance. If you do not elect this coverage, your dependents do not have independent election rights to SEBB Continuation Coverage (Unpaid Leave).

## PEBB retiree insurance coverage

The SEBB Program does not offer retiree insurance coverage. However, retiree insurance coverage for eligible SEBB members is offered through the Public Employees Benefits Board (PEBB) Program.

PEBB retiree insurance is available only to those who meet eligibility and procedural requirements. You can find information on HCA's website at [hca.wa.gov/pebb-retirees](https://www.hca.wa.gov/pebb-retirees).

When you plan to terminate your employment and want to enroll in PEBB retiree insurance coverage, download a *PEBB Retiree Enrollment Guide* on HCA's website at [hca.wa.gov/pebb-retirees](https://www.hca.wa.gov/pebb-retirees). You can also request it by calling the PEBB Program at 1-800-200-1004 (TRS: 711). (This phone line is only for retiring employees and continuation coverage members. Employees should contact their payroll or benefits office with questions about the SEBB Program or account-related questions.) For more information to help with preparing for retirement, visit [hca.wa.gov/prepare-to-retire](https://www.hca.wa.gov/prepare-to-retire).

We suggest you request or review this information about three months before your employment is terminated if you want to enroll in PEBB retiree insurance coverage. Generally, you have **60 days** from the date your own employer-paid SEBB coverage, COBRA coverage, or continuation coverage ends for

the PEBB Program to receive your application for retiree insurance coverage.

**Note:** If you choose to enroll in a Medicare Advantage Prescription Drug (MAPD) plan or the Uniform Medical Plan (UMP) Classic Medicare with Part D (PDP) plan, and the required forms are received after the date the PEBB retiree insurance coverage is to begin, you and your enrolled dependents will be enrolled in transitional UMP coverage during the gap month(s) prior to when the MAPD or the UMP Classic Medicare with Part D (PDP) coverage begins.

Once we receive your application, PEBB Program staff will review it for eligibility and contact you if they need more information. Your opportunity to enroll in PEBB retiree insurance coverage may be affected if the 60-day deadline is not met.

When you become eligible for Medicare, you must enroll and stay enrolled in Medicare Part A and Part B to enroll in or remain eligible for PEBB retiree insurance coverage. Be sure you understand the Medicare enrollment timelines, especially if you are leaving employment within a few months of becoming eligible for Medicare or are in your Medicare Initial Enrollment Period (IEP) and want to enroll in PEBB retiree insurance coverage. See “Medicare and SEBB” on page 16.

For general eligibility and enrollment questions regarding continuation coverage or retiree insurance coverage, you can also call the PEBB Program at 1-800-200-1004. This phone line is only for retiring employees and continuation coverage members. You can also send a secure message with HCA Support at [support.hca.wa.gov](mailto:support.hca.wa.gov). You must set up a secure login for this option. This helps protect your privacy and sensitive health information. Employees should contact their payroll or benefits office with questions about the SEBB Program or account-related questions.

## What happens to my FSA or Limited Purpose FSA when coverage ends?

When your SEBB insurance coverage ends or you go on unpaid leave that is not approved under the federal Family and Medical Leave Act (FMLA), Washington’s Paid Family and Medical Leave program, or military leave, you are no longer eligible to contribute to your flexible spending arrangement (FSA) or Limited Purpose FSA.

Eligibility ends on the last day of the month of loss of coverage or unapproved leave. You will be able to claim only expenses incurred while employed up to your remaining benefit. Claims may be submitted up to your account balance and must be submitted to Navia

Benefit Solutions by March 31 of the following plan year.

See the *SEBB FSA Enrollment Guide* or *SEBB Limited Purpose FSA Enrollment Guide* on the Navia member portal at [sebb.naviabenefits.com](http://sebb.naviabenefits.com) for more information about your FSA or Limited Purpose FSA, including when you are eligible to continue them under continuation coverage through Navia Benefit Solutions. You can also call Navia Benefit Solutions at 1-800-669-3539 or send an email to [customerservice@naviabenefits.com](mailto:customerservice@naviabenefits.com).

## What happens to my DCAP funds when coverage ends?

If you terminate employment and have unspent Dependent Care Assistance Program (DCAP) funds, you may continue to submit claims for eligible expenses as long as the expenses allow you to attend school full-time, look for work, or work full-time. Claims may be submitted up to your account balance and must be submitted to Navia Benefit Solutions by March 31 of the following plan year. You cannot incur expenses after December 31 of the plan year. There are no continuation coverage rights for DCAP.

## What happens to my HSA when coverage ends?

If you enroll in UMP High Deductible with a health savings account (HSA), then later switch to another type of plan, leave employment, or retire, any unspent funds in your HSA will remain available to you, unless you close your account. There is a fee for account balances below a certain threshold. Contact HealthEquity for information about fees.

You can use your HSA funds on qualified medical expenses, or you can leave them for the future. However, you, your employer, the SEBB Program, and others may no longer contribute to your HSA.

Contact HealthEquity with questions on how your HSA works when you switch plans, enroll in continuation coverage, or retire. If you set up automatic payroll deductions to your HSA, contact your payroll office to stop them. If you set up direct deposits to your HSA, call HealthEquity to stop them. See “Who to contact for help” at the front of this guide.

## What happens to my life and AD&D insurance when coverage ends?

When your SEBB employee life insurance ends, you may have an opportunity to continue all or part of your coverage through a portability or conversion option. If you are eligible for these options, MetLife will send you information and an application. Accidental death and dismemberment (AD&D) insurance is not eligible for portability or conversion. For more information, see “Life and AD&D insurance” on page 72 or contact MetLife at 1-833-854-9624.

## If I die, are my surviving dependents eligible?

If you die, your dependents will not receive your employer contribution toward SEBB Program benefits. Your dependents (a spouse, state-registered domestic partner, or children) may be eligible to enroll in or defer (postpone or pause) enrollment in PEBB retiree insurance coverage as a survivor. To do so, they must meet the procedural and eligibility requirements described in WAC 182-12-265.

The PEBB Program must receive all required forms **no later than 60 days** after the date of the employee’s death or the date the survivor’s SEBB insurance coverage ends, whichever is later.

If your surviving spouse, state-registered domestic partner, or dependent child does not meet the eligibility requirements described in WAC 182-12-265, they may be eligible to continue health plan enrollment in SEBB Continuation Coverage (COBRA) as described in WAC 182-31-090.

## What do I do if a dependent dies?

If your covered dependent dies, use Benefits 24/7 (or submit the appropriate enrollment/change form to your payroll or benefits office) to remove the deceased dependent from your coverage. The change or form must be received **no later than 60 days** after the death.

By submitting this change, your premium may be reduced to reflect the change in coverage. For example, if the deceased person was the only dependent on your account, then the premium withheld from your paycheck will be lower.

The SEBB Program collects premiums for the entire calendar month and will not prorate them for any reason, including when a member dies. The deceased dependent’s coverage will end the last day of the month in which the dependent dies. Any change to your premium will be effective the first day of the following month.

If you have supplemental life insurance or supplemental AD&D insurance for your dependent, or if you are unsure, call MetLife at 1-833-854-9624. Also consider updating any beneficiary designations for benefits such as your life or AD&D insurance, Department of Retirement Systems administered pension benefits, or other administered deferred compensation program accounts.

## How do I appeal a decision made by a health plan?

If you are seeking a review of a decision by a SEBB Program medical, dental, or vision plan or insurance carrier, contact the plan or insurance carrier to request information on how to appeal its decision. For example, you would contact your medical plan to appeal a denial of a medical claim. Contact information is listed at the beginning of this guide.

## How do I appeal a decision made by my employer or the SEBB Program?

If you or your dependent disagrees with a decision made by your employer or the SEBB Program, you or your dependent may file an appeal. You have **30 days from the date of the decision** to request an appeal with the SEBB Appeals Unit. You can find guidance on filing an appeal in Chapter 182-32 WAC and on the HCA website at [hca.wa.gov/sebb-appeals](https://hca.wa.gov/sebb-appeals).



# Life and AD&D insurance

The SEBB Program provides basic life insurance and basic accidental death and dismemberment (AD&D) insurance at no cost to school employees who are eligible for the employer contribution toward SEBB benefits from a school district, charter school, or educational service district (ESD) or from an employer group that offers SEBB medical, dental, and vision. If your employer offers these benefits, you will be automatically enrolled in basic life and basic AD&D insurance, even if you waive medical coverage. You can also enroll in supplemental life insurance and supplemental AD&D insurance for yourself and your eligible dependents.

These benefits are not available to school employees who are offered only medical benefits.

Supplemental life insurance is not available to school employees whose eligibility was locally negotiated under Washington Administrative Code (WAC) 182-30-130. See “Employee eligibility” on page 8.

Life and AD&D insurance is provided through Metropolitan Life Insurance Company (MetLife), plan number 219743. The information below is only a summary of benefits. If anything conflicts with the benefits booklet, the benefits booklet prevails. To see the benefits booklet, visit *Forms & publications* on HCA’s website at [hca.wa.gov/sebb-employee](http://hca.wa.gov/sebb-employee) or call MetLife at 1-833-854-9624. The benefits booklet can also be found on MetLife’s website at [metlife.com/wshca-sebb](http://metlife.com/wshca-sebb).

## What is (employer-paid) basic life insurance?

As an employee, you are automatically enrolled in basic life insurance, which covers you and pays your designated beneficiaries in the event of your death. This benefit is paid for by your employer, and you do not have to provide evidence of insurability (proof of good health). Basic life insurance coverage is \$35,000 for death from any cause.

## What is (employee-paid) supplemental life insurance?

You can buy the following kinds of supplemental life insurance.

### For employees

You may enroll in supplemental life insurance for yourself in increments of \$10,000 up to \$1 million. You can enroll in up to \$500,000 of coverage (the guaranteed issue amount) without evidence of insurability if elected **no later than 31 days** after becoming eligible for the employer contribution

toward SEBB benefits. Evidence of insurability is always required for coverage above \$500,000, up to the maximum of \$1 million.

### For spouses or state-registered domestic partners

If you enroll yourself in supplemental life insurance, you may enroll your spouse or state-registered domestic partner in increments of \$5,000 up to \$500,000, not to exceed one-half the supplemental amount you get for yourself as an employee. You can enroll them in up to \$100,000 of coverage (the guaranteed issue amount) without evidence of insurability if elected **no later than 31 days** after becoming eligible for the employer contribution toward SEBB benefits. Evidence of insurability is always required for coverage above \$100,000, up to the maximum of \$500,000.

### For children

If you enroll in supplemental life insurance for yourself, you may enroll your children in \$5,000 increments up to \$20,000 (the guaranteed issue amount) without evidence of insurability. One premium covers all your enrolled children.

## Evidence of insurability

MetLife must approve your evidence of insurability if you apply for:

- More than \$500,000 in supplemental employee life insurance **within 31 days** of becoming eligible for SEBB benefits.
- More than \$100,000 in supplemental spouse or state-registered domestic partner life insurance **within 31 days** of becoming eligible for SEBB benefits.
- Any amount of supplemental life insurance for yourself, your spouse, or your state-registered domestic partner **after 31 days** of you becoming eligible for SEBB benefits.



## What does supplemental life insurance cost?

The following table shows the monthly cost per \$1,000 of coverage, based on your (the employee’s) age as of December 31, 2024, and tobacco use by the insured person.

### Supplemental life insurance monthly rates

Age of employee	Monthly cost per \$1,000	
	Non-tobacco user	Tobacco user
Under 25	\$0.038	\$0.050
25–29	\$0.042	\$0.060
30–34	\$0.046	\$0.080
35–39	\$0.058	\$0.090
40–44	\$0.088	\$0.100
45–49	\$0.128	\$0.150
50–54	\$0.188	\$0.230
55–59	\$0.346	\$0.400
60–64	\$0.534	\$0.630
65–69	\$0.962	\$1.220
70+	\$1.438	\$1.988
Cost for your children	\$0.124	N/A

### Good to know!

#### Example of supplemental life insurance

To cover yourself, the monthly rate at age 40 to 44 for a non-tobacco user is \$0.088 per \$1,000 coverage. For \$10,000 of supplemental life insurance coverage, the monthly cost is \$0.88.

\$10,000 coverage:	10
40–44 age rate:	x 0.088
Monthly cost:	\$ 0.88

## When can I enroll in supplemental life insurance?

You may enroll in supplemental life insurance for yourself or your dependents at any time. The guaranteed issue amounts are available without submitting evidence of insurability when your enrollment is no later than:

- **31 days** after the date you become eligible for SEBB benefits.
- **60 days** after the date of marriage or registering a state-registered domestic partnership, birth, adoption, or when you have assumed a legal obligation for total or partial support in anticipation of adoption, or when a child becomes eligible as an extended dependent through legal custody or legal guardianship.

Once you have enrolled one child in child dependent life insurance, each succeeding child you enroll will be covered for the same amount on the date that child becomes eligible as defined in MetLife’s certificate of coverage. A newborn child must be at least 14 days old before supplemental dependent life insurance coverage is effective. If you apply for or change your employee, spouse, or state-registered domestic partner supplemental life insurance coverage after the deadline, you must provide evidence of insurability to MetLife for approval, regardless of the coverage amount requested.

Requests submitted within the above deadlines for coverage over the guaranteed issue amount (described in “What is (employee-paid) supplemental life insurance?”) will require evidence of insurability only for amounts over the guaranteed issue amount. If the additional amount is denied, the employee or family member will be enrolled in the guaranteed issue amount.

## How do I enroll in supplemental life insurance?

Enroll online anytime using MetLife’s *MyBenefits* portal at [mybenefits.metlife.com/wasebb](https://mybenefits.metlife.com/wasebb). If you have any questions about enrollment or need a paper form, call MetLife at 1-833-854-9624.

## How do I cancel (employee-paid) supplemental life insurance?

You can cancel your supplemental life anytime by submitting the *SEBB Cancellation of Supplemental Life and AD&D Insurance* form to MetLife, or by calling MetLife directly at 1-833-854-9624. For dependents who are no longer eligible due to events such as divorce or a child turning age 26, notice should be provided as soon as possible to avoid overpayment of premiums and loss of eligibility for portability or conversion of coverage.

## How do I create an online account with MetLife?

Visit MetLife's *MyBenefits* portal at [mybenefits.metlife.com/wasebb](https://mybenefits.metlife.com/wasebb). A *Welcome to MyBenefits* screen will appear.

You should see *View your WA State Health Care Authority SEBB benefits* box.

1. **Select** the *Register* button.
2. **Complete** the registration form and verification process.
3. **Go to** *Accounts* in the registration confirmation pop-up.

If you have questions regarding enrollment or the MetLife website, or you need paper forms, call MetLife at 1-833-854-9624, Monday through Friday, 5 a.m. to 8 p.m. (Pacific), except for major holidays.

### *Good to know!*

#### **Designate beneficiaries for your life and AD&D insurance**

You must name a beneficiary for your life and AD&D insurance, even if you do not enroll in supplemental coverage. To name or update beneficiaries, use MetLife's *MyBenefits* portal at [mybenefits.metlife.com/wasebb](https://mybenefits.metlife.com/wasebb). You can also call MetLife at 1-833-854-9624 to request a *Group Term Life Insurance Beneficiary Designation* form or download the form under *Forms & publications* on HCA's website [hca.wa.gov/sebb-employee](https://hca.wa.gov/sebb-employee). You may also designate a beneficiary via phone by contacting MetLife customer service at 1-833-854-9624.

## Can I waive basic life and AD&D insurance?

If you are eligible for SEBB benefits, you cannot waive basic life and AD&D insurance. However, if you object to this coverage, you have two options:

- You can name a charity as your beneficiary.
- On your enrollment form, you can leave the beneficiary information blank. Tell your family and anyone who might be handling your estate not to file a claim on your death. If you choose not to identify a beneficiary, the benefit amount will be turned over to the state as abandoned property.

## If I leave employment, can I continue life insurance coverage?

If you're eligible for portability or conversion due to termination or other reasons, MetLife will send you information and an application. Please contact the MetLife customer service team at 1-833-854-9624 following your separation of employment if you do not receive a portability and conversion application via mail. When porting or converting your employee life insurance coverage, your coverage will become an individual policy that is not tied to the SEBB Program.

### **Portability Provision**

Under the Portability Provision you can apply to continue all or part of your basic life, supplemental life, and supplemental dependent life insurance. You must be actively enrolled and apply **within 60 days** from when your coverage ended to have the opportunity to continue your coverage through portability. Dependent life insurance may be continued even if you choose not to continue your life insurance.

To continue life insurance under the Portability Provision, you must apply to MetLife **within 60 days** after the date your SEBB Program life insurance ends, including if you enroll in PEBB retiree term life insurance. Any amount of life insurance not ported may be converted.

### **Conversion Provision**

You may apply to convert your basic life, supplemental life, or supplemental dependent life insurance to an individual policy. The amount of the individual policy will be equal to (or, if you choose, less than) the amount of life insurance you or your insured dependents had on the termination date of the policy you are converting.

You have **60 days** to apply for conversion coverage after your SEBB employee life insurance ends. Call MetLife at 1-833-854-9624 with any questions.

## Is there an accelerated benefit in SEBB Program life insurance coverage?

Yes, our basic and supplemental life insurance plans have an accelerated benefits option. If a subscriber becomes terminally ill and is expected to die within 24 months, they can request to receive a portion of their life insurance benefit before their death.

Subscribers may receive up to 80 percent of their basic life benefit amount, not to exceed \$28,000. Subscribers may receive up to 80 percent of their combined basic life and supplemental life benefit amount, not to exceed \$500,000. This option is also available for spouse or state-registered domestic partner dependent life insurance. Please note that the maximum accelerated benefit for spouse or state-registered domestic partner is 80 percent of the dependent life amount, not to exceed \$400,000.

## What is (employer-paid) basic AD&D insurance?

You will be automatically enrolled in basic accidental death and dismemberment (AD&D) insurance, which provides benefits for certain injuries or death resulting from a covered accident. This benefit is paid for by your employer. Basic AD&D coverage is \$5,000.

## What is (employee-paid) supplemental AD&D insurance?

You can buy the following types of supplemental AD&D insurance.

### For employees

You may enroll in supplemental AD&D coverage in increments of \$10,000 up to \$250,000. Supplemental AD&D insurance does not cover death and dismemberment from nonaccidental causes and never requires evidence of insurability.

### For your spouse or state-registered domestic partner

If you enroll in supplemental AD&D insurance for yourself, you can choose to cover your spouse or state-registered domestic partner in increments of \$10,000 up to \$250,000. Evidence of insurability is not required.

### For children

If you enroll in supplemental AD&D insurance for yourself, you can enroll your children in \$5,000 increments up to \$25,000. One premium covers all your enrolled children. Evidence of insurability is not required.

## Supplemental AD&D insurance monthly rates

Monthly cost per \$1,000	
Employee	\$0.019
Spouse or state-registered domestic partner	\$0.019
All dependent children	\$0.016

### Good to know!

#### Example of supplemental AD&D insurance

To cover yourself, the monthly rate is \$0.019 per \$1,000 coverage. For \$10,000 of supplemental AD&D insurance coverage, the monthly cost is \$0.19.

\$10,000 coverage:	10
Monthly rate:	x 0.019
Monthly cost:	\$ 0.19

## When can I enroll in supplemental AD&D insurance?

You can enroll in supplemental AD&D anytime. Supplemental AD&D insurance never requires evidence of insurability.

## How do I enroll in supplemental AD&D insurance?

Enroll online using MetLife's *MyBenefits* portal at [mybenefits.metlife.com/wasebb](https://mybenefits.metlife.com/wasebb). If you have questions about enrollment or need to request a form, call MetLife at 1-833-854-9624.

## How do I cancel (employee-paid) supplemental AD&D insurance?

You can cancel your supplemental AD&D insurance at any time by submitting the *SEBB Cancellation of Supplemental Life and AD&D Insurance* form to MetLife, or by calling MetLife directly at 1-833-854-9624. For dependents who are no longer eligible due to events such as divorce or a child turning age 26, notice should be provided as soon as possible to avoid overpayment of premiums and loss of eligibility for portability or conversion of coverage.

# Long-term disability insurance

---

Long-term disability (LTD) insurance pays a portion of your monthly salary if you are unable to work due to serious injury or illness. If your employer offers it, the SEBB Program offers two kinds of LTD insurance:

- Employer-paid
- Employee-paid

Exceptions: LTD insurance is not available to school employees whose eligibility was locally negotiated under WAC 182-30-130.

These benefits are provided through Standard Insurance Company at competitive group rates. The information below is only a summary of benefits. If anything conflicts with the LTD plan booklet, the LTD plan booklet takes precedence and prevails. To see the LTD plan booklet or to get forms, go to *the Long-term disability insurance* webpage on HCA's website at [hca.wa.gov/sebb-ltd](http://hca.wa.gov/sebb-ltd) or contact your payroll or benefits office.

## What is considered a disability?

Disability is defined as being unable to perform with reasonable continuity the duties of your own occupation as a result of sickness, injury, or pregnancy during the benefit waiting period and the first 24 months for which LTD benefits are payable. During this period, you are considered partially disabled if you are working but unable to earn more than 80 percent of your indexed predisability earnings.

After the first 24 months, disability as a result of sickness, injury, or pregnancy means being unable to perform with reasonable continuity the material duties of any gainful occupation for which you are reasonably able through education, training, or experience.

During this period, you are considered partially disabled if you are working but unable to earn more than 60 percent of your indexed predisability earnings in that occupation and in all other occupations for which you are reasonably suited.

## What is employer-paid LTD insurance?

Employer-paid LTD insurance offers coverage at no cost to school employees who are eligible for the employer contribution toward SEBB benefits. In the event of a disability, employer-paid LTD insurance provides you a monthly benefit, with a minimum of \$100 or 10 percent of the LTD benefit before deductible income, whichever is greater. **The maximum monthly benefit is \$400 a month.** The amount you receive is based on 60 percent of the first \$667 of your predisability earnings.

## What is employee-paid LTD insurance?

If you are eligible for employer-paid LTD, you will also be automatically enrolled in employee-paid LTD insurance that covers 60 percent of the first \$16,667 of your monthly predisability earnings, up to a monthly benefit maximum of \$10,000.

You can reduce your employee-paid LTD to a lower-cost, 50-percent coverage level or decline the coverage at any time. If you later decide to enroll in or increase coverage, you will have to provide evidence of inability and be approved by the insurer.

In the event of a disability, employee-paid LTD provides you a monthly benefit based on either 60 percent or 50 percent (depending on the coverage level you choose) of your monthly predisability earnings, reduced by any deductible income. The minimum monthly benefit is \$100 a month or 10 percent of the LTD benefit before deductible income, whichever is greater. The maximum monthly benefit is \$10,000 for the 60-percent coverage level, or \$8,333 for the 50-percent coverage level.

## What does employee-paid LTD insurance cost?

Your monthly employee-paid LTD premium is based on your desired coverage level (either 60 percent or 50 percent), your age, and your monthly predisability earnings (base pay). To find your premium quickly, use the premium calculator on Standard's website at [standard.com/calculator-wasebb](http://standard.com/calculator-wasebb).

## Monthly employee-paid LTD rates

These rates are based on the employee's age on January 1, 2025, except for employees who become newly eligible. Newly eligible employees will be based on age as of their enrollment date for the first calendar year of coverage.

Age	60% rate	50% rate
Under 30	0.00088	0.00056
30–34	0.00120	0.00072
35–39	0.00184	0.00112
40–44	0.00256	0.00152
45–49	0.00352	0.00208
50–54	0.00480	0.00288
55–59	0.00576	0.00352
60–64	0.00600	0.00360
65+	0.00608	0.00368

## Examples of employee-paid premiums

Your exact premium depends on your age, your monthly predisability earnings, and the coverage level you choose. Here are some examples.

### Examples of premiums, by monthly predisability earnings and age at the 60% coverage level

Monthly earnings	0–29	30–34	35–39	40–44	45–49	50–54	55–59	60–64	65+
\$3,000	\$2.64	\$3.60	\$5.52	\$7.68	\$10.56	\$14.40	\$17.28	\$18.00	\$18.24
\$4,000	\$3.52	\$4.80	\$7.36	\$10.24	\$14.08	\$19.20	\$23.04	\$24.00	\$24.32
\$5,000	\$4.40	\$6.00	\$9.20	\$12.80	\$17.60	\$24.00	\$28.80	\$30.00	\$30.40
\$6,000	\$5.28	\$7.20	\$11.04	\$15.36	\$21.12	\$28.80	\$34.56	\$36.00	\$36.48
\$7,000	\$6.16	\$8.40	\$12.88	\$17.92	\$24.64	\$33.60	\$40.32	\$42.00	\$42.56
\$8,000	\$7.04	\$9.60	\$14.72	\$20.48	\$28.16	\$38.40	\$46.08	\$48.00	\$48.64
\$9,000	\$7.92	\$10.80	\$16.56	\$23.04	\$31.68	\$43.20	\$51.84	\$54.00	\$54.72
\$10,000	\$8.80	\$12.00	\$18.40	\$25.60	\$35.20	\$48.00	\$57.60	\$60.00	\$60.80
\$11,000	\$9.68	\$13.20	\$20.24	\$28.16	\$38.72	\$52.80	\$63.36	\$66.00	\$66.88
\$16,667 (max.)	\$14.67	\$20.00	\$30.67	\$42.67	\$58.67	\$80.00	\$96.00	\$100.00	\$101.34

### Examples of premiums, by monthly predisability earnings and age at the 50% coverage level

Monthly earnings	0–29	30–34	35–39	40–44	45–49	50–54	55–59	60–64	65+
\$3,000	\$1.68	\$2.16	\$3.36	\$4.56	\$6.24	\$8.64	\$10.56	\$10.80	\$11.04
\$4,000	\$2.24	\$2.88	\$4.48	\$6.08	\$8.32	\$11.52	\$14.08	\$14.40	\$14.72
\$5,000	\$2.80	\$3.60	\$5.60	\$7.60	\$10.40	\$14.40	\$17.60	\$18.00	\$18.40
\$6,000	\$3.36	\$4.32	\$6.72	\$9.12	\$12.48	\$17.28	\$21.12	\$21.60	\$22.08
\$7,000	\$3.92	\$5.04	\$7.84	\$10.64	\$14.56	\$20.16	\$24.64	\$25.20	\$25.76
\$8,000	\$4.48	\$5.76	\$8.96	\$12.16	\$16.64	\$23.04	\$28.16	\$28.80	\$29.44
\$9,000	\$5.04	\$6.48	\$10.08	\$13.68	\$18.72	\$25.92	\$31.68	\$32.40	\$33.12
\$10,000	\$5.60	\$7.20	\$11.20	\$15.20	\$20.80	\$28.80	\$35.20	\$36.00	\$36.80
\$11,000	\$6.16	\$7.92	\$12.32	\$16.72	\$22.88	\$31.68	\$38.72	\$39.60	\$40.48
\$16,667 (max.)	\$9.33	\$12.00	\$18.67	\$25.33	\$34.67	\$48.00	\$58.67	\$60.00	\$61.33

### When will I be automatically enrolled in employee-paid LTD insurance?

You will be automatically enrolled in an employee-paid LTD plan during your initial 31-day enrollment period. You will not need to provide evidence of insurability. The coverage will start when your other SEBB benefits start. **Exception:** The starting date may be different for a school employee regaining eligibility when they are returning from active duty in the uniformed services under the Uniformed Services Employment and Re-employment Rights Act (USERRA).

### How do I change my employee-paid LTD insurance?

You can reduce or decline your employee-paid LTD coverage at any time using Benefits 24/7 or the *Long Term Disability Insurance Enrollment and Change* form, available on HCA's *Long-term disability insurance* webpage at [hca.wa.gov/sebb-ltd](http://hca.wa.gov/sebb-ltd). If you decline employee-paid LTD within the 31-day newly eligible period, you are not required to pay premiums.

Use the *Long Term Disability Insurance Enrollment and Change* form to increase or enroll in LTD coverage. If you decide to enroll in or increase coverage, you will have to provide evidence of insurability. An increase in coverage takes effect the day the evidence of insurability is approved.

If you reduce or decline employee-paid LTD coverage **after the 31-day newly eligible period**, the date of the change in coverage will be the first day of the month following the date the employer receives the required election. If you decline the employee-paid LTD insurance, premiums will be assessed until the coverage has ended.

### Benefit waiting period for employer-paid and employee-paid LTD

Benefits start after the benefit waiting period, whichever is the longer of:

- 90 days
- The entire period of sick leave (excluding shared leave) for which you are eligible
- The “fractionated period” of paid time off (PTO) for which you are eligible, if your employer has a PTO plan, as those terms are defined in the policy
- The entire period of other non-vacation salaried continuation leave for which you are eligible
- The end of Washington’s Paid Family and Medical Leave for which you are receiving benefits

Benefits continue during your disability up to the maximum benefit period.

## What is the maximum benefit period?

For both employer-paid and employee-paid LTD insurance, the maximum benefit period means the benefit duration, which is based on your age when the disability begins. SSNRA is Social Security normal retirement age.

Age	Maximum benefit period
Up to 61	To age 65 or to SSNRA or 42 months, whichever is longer
62	To SSNRA or 42 months, whichever is longer
63	To SSNRA or 36 months, whichever is longer
64	To SSNRA or 30 months, whichever is longer
65	24 months
66	21 months
67	18 months
68	15 months
69 or older	12 months

## Terms and conditions apply

LTD insurance has limitations, including a 12-month pre-existing condition exclusion. Please read your certificate of coverage carefully to understand this benefit.

## Questions?

- **For help with enrollment and premium payments,** contact your benefits or payroll office.
- **For help with plan details,** call Standard Insurance Company at 1-833-229-4177.

## FSAs and DCAP

The SEBB Program has several benefits that allow you to set aside money on a pretax basis to help pay for your out-of-pocket health care expenses and dependent care costs:

- Flexible spending arrangement (FSA)
- Limited Purpose FSA, for those enrolled in UMP High Deductible
- Dependent Care Assistance Program (DCAP)

All three are available to school employees eligible for SEBB benefits. You may enroll in the DCAP and either an FSA or Limited Purpose FSA. You must enroll in an FSA, Limited Purpose FSA, or DCAP each year you want to participate. Enrollment does not automatically continue from plan year to plan year. You may choose different amounts for each. See the *Life, LTD, FSA, & DCAP benefits* webpage on HCA's website at [hca.wa.gov/sebb-employee](https://hca.wa.gov/sebb-employee) to learn more.

These benefits are not available to school employees whose eligibility was locally negotiated under WAC 182-30-130 or for school employees of a tribal school or employee organization representing school employees.

These benefits are administered by Navia Benefit Solutions, Inc. For details and forms, visit the Navia website at [sebb.naviabenefits.com](https://sebb.naviabenefits.com) or call 1-800-669-3539. Email questions to [customerservice@naviabenefits.com](mailto:customerservice@naviabenefits.com).

### What is an FSA?

Your FSA helps you pay for deductibles, copays, coinsurance, and many other expenses. You can use this benefit for your health care expenses or those of your spouse or qualified tax dependent, even if they are not enrolled in your SEBB medical, dental, or vision plan.

If you are enrolled in UMP High Deductible with a health savings account (HSA), you cannot enroll in an FSA in the same plan year. If you do, you will only be enrolled in UMP High Deductible with an HSA. You can be enrolled in UMP High Deductible with an HSA and the Limited Purpose FSA.

### What is a Limited Purpose FSA?

Your Limited Purpose FSA funds can be spent only on dental and vision expenses. It reimburses these expenses for you and your qualified tax dependents. This benefit is intended for subscribers enrolled in UMP High Deductible with an HSA and allows enrollees to save their HSA funds for medical expenses. Your Limited Purpose FSA is compatible with your HSA, so you can spend funds from both accounts in the same plan year.

### How does an FSA or Limited Purpose FSA work?

You can contribute as little as \$120 or as much as \$3,200 for plan year 2025 to an FSA or Limited Purpose FSA. To figure out how much you may want to contribute, estimate your out-of-pocket medical expenses for the calendar year and enroll in an FSA for that amount. For the Limited Purpose FSA, estimate your dental and vision expenses. The more accurate you are in estimating your expenses, the better these benefits will work for you.

The full amount you choose to set aside for your FSA or Limited Purpose FSA is available on the first day your benefits become effective. **Exception:** Unlike other qualified expenses, orthodontia costs are reimbursed only after you have paid the provider.

The amount you set as your annual election cannot be changed unless a qualifying event creates a special open enrollment during the plan year. Common qualifying events include birth, adoption, marriage, divorce, or death. Your change in election amount must be consistent with the qualifying event.

If you have not spent all the funds in your FSA or Limited Purpose FSA by December 31 and you are still employed and eligible for this benefit, you may be able to take advantage of the carryover feature.

You must submit all claims to Navia Benefit Solutions for reimbursement by March 31, 2026 for qualifying services incurred during the 2025 plan year.



## What is carryover?

Both the FSA and the Limited Purpose FSA allow you to carry over leftover funds. Carryover helps reduce the amount of money employees will forfeit by allowing them to keep it for future years. The IRS sets the maximum amount employees are allowed to carry over each year. For 2025, the maximum carryover amount will be at least \$640. (Because of the timing of the IRS updates to this limit, we cannot include all updates in this guide. This carryover amount may increase slightly. It will not decrease.)

To qualify for carryover, you must either:

- Enroll in an FSA the following plan year to carry over any amount up to \$640, or
- Have at least \$120 remaining in your account to carry over any balance between \$120 and \$640 (you do not need to reenroll for this option).

Eligible funds will be rolled over in late January 2025. Any amount over \$640 will be forfeited to the Health Care Authority. (Because of the timing of the IRS updates to this limit, we cannot include all updates in this guide. This carryover amount may increase slightly. It will not decrease.)

## What is the Dependent Care Assistance Program (DCAP)?

The DCAP allows you to set aside money from your paycheck on a pretax basis to help pay for qualifying child care or elder care expenses while you and your spouse attend school full-time, work, or look for work.

A qualifying dependent must live with you and must be 12 years old or younger. A dependent age 13 or older qualifies only if they are physically or mentally incapable of self-care and regularly spend at least eight hours each day in your household. The care must be provided during the hours the parent(s)/caretaker(s) work, look for work, or attend school.

You can set aside as much as \$5,000 annually (for a single person or married couple filing a joint income tax return) or \$2,500 annually (for each married person filing a separate income tax return). The minimum DCAP annual contribution is \$120.

The total amount of your contribution cannot be more than either your earned income or your spouse's earned income, whichever is less. Earned income means wages, salaries, tips, and other employee compensation, as well as net earnings from self-employment.

## How does DCAP work?

The DCAP helps you pay for eligible expenses including elder day care, babysitting, day care, preschool, and registration fees.

Estimate your child or elder care expenses for the calendar year and enroll in the DCAP for that amount. Your election amount is deducted from your pay, divided by the number of paychecks you will receive in the calendar year. Your election amount will be deducted from your paychecks pretax, which reduces your taxable income.

You must incur all expenses by December 31, 2025. DCAP does not offer a carryover feature. Submit all claims for DCAP expenses to Navia Benefit Solutions for reimbursement by March 31, 2026. Money left in your account after that date will be forfeited to the Health Care Authority.

DCAP works like a bank account. Reimbursement cannot exceed the account balance at the time you submit your claim, and you will not receive reimbursement until after the service has been provided.

## When can I enroll?

You can enroll in the FSA, Limited Purpose FSA, and DCAP at the following times:

- During the SEBB Program's **annual open enrollment**
- **No later than 31 days** after the date you become eligible for SEBB benefits
- **No later than 60 days** after you or an eligible dependent experience a qualifying event that creates a special open enrollment

## How do I enroll?

Before you enroll, make sure to review the following on the Navia member portal at [sebb.naviabenefits.com](http://sebb.naviabenefits.com):

- *SEBB FSA Enrollment Guide*
- *SEBB Limited Purpose FSA Enrollment Guide*
- *SEBB DCAP Enrollment Guide*

During the SEBB Program's annual open enrollment, enroll in the FSA, Limited Purpose FSA, or DCAP on the Navia member portal or by downloading the *SEBB Open Enrollment* form at [sebb.naviabenefits.com](http://sebb.naviabenefits.com). Online enrollment is available only during the annual open enrollment period.

To enroll in these benefits when you are newly eligible for SEBB benefits, download and print the *Midyear Enrollment Form for Flexible Spending Arrangement (FSA), Limited Purpose FSA, and Dependent Care Assistance Program (DCAP)* on the Navia member portal at [sebb.naviabenefits.com](http://sebb.naviabenefits.com). You must return

the form to your payroll or benefits office **no later than 31 days** after you become eligible for SEBB benefits.

If you enroll in UMP High Deductible with a health savings account (HSA), you cannot also enroll in an FSA in the same plan year. If you do, you will only be enrolled in UMP High Deductible with an HSA. However, you can enroll in UMP High Deductible with an HSA and a Limited Purpose FSA in the same plan year. You also cannot enroll in the FSA and the Limited Purpose FSA in the same plan year. If you are not enrolled in UMP High Deductible with an HSA and you elect both an FSA and a Limited Purpose FSA, you will be enrolled in the FSA.

Call Navia Benefit Solutions at 1-800-669-3539 if you have questions.

## **When can I change my election?**

You can enroll or change your election in an FSA, Limited Purpose FSA, or DCAP if you have a qualifying event that creates a special open enrollment. Your election change must be consistent with the qualifying event. For example, you cannot reduce your annual election if you get married; you can only increase it.

If you have a qualifying event and want to change your elections, your payroll or benefits office must receive your *SEBB Change of Status* form and proof of the qualifying event that created the special open enrollment **no later than 60 days** after the date of the event.

SmartHealth is included in your benefits and is a voluntary wellness program that supports you on your journey toward living well.

Participate in activities to support your whole person well-being, including managing stress, building resiliency, and adapting to change. As you progress on your wellness journey, you can qualify for the SmartHealth wellness incentive each year.

For full details about eligibility, the \$125 wellness incentive, and additional support, see [hca.wa.gov/sebb-smarthealth](https://hca.wa.gov/sebb-smarthealth).

## Who is eligible?

You and your spouse or state-registered domestic partner enrolled in SEBB medical coverage can use SmartHealth. Only you (the employee) can qualify for the SmartHealth wellness incentive. If you waive SEBB medical coverage, you can still access SmartHealth, but you cannot qualify for the SmartHealth wellness incentive.

## What is the wellness incentive?

Each year, subscribers can qualify for a \$125 wellness incentive. How you receive the incentive depends on the type of medical plan you enroll in.

- **For UMP High Deductible:** A one-time deposit of \$125 goes into the subscriber's health savings account (HSA).
- **For all other SEBB medical plans:** Subscribers get a \$125 reduction in their SEBB medical plan deductible.

## When do I get the wellness incentive?

The \$125 wellness incentive you qualify for in 2025 will be applied by the end of January 2026, if you are still eligible to participate in the SEBB wellness incentive program and are enrolled in SEBB medical coverage on January 1, 2026.

## How do I qualify for the wellness incentive each year?

Complete all three steps within the deadlines to qualify each year.

- Sign in to SmartHealth at [smarthealth.hca.wa.gov](https://smarthealth.hca.wa.gov) or on the *Wellness At Your Side* app. If you need help logging in, visit [hca.wa.gov/accessing-smarthealth](https://hca.wa.gov/accessing-smarthealth).
- Complete the SmartHealth well-being assessment. It takes about 15 minutes and is worth 800 points.

- Join and track more activities to earn at least 2,000 total points before your deadline.

## When is my deadline?

Your deadline to qualify for the \$125 wellness incentive depends on the date your SEBB medical coverage becomes effective.

- If you are already enrolled in a SEBB medical plan, your deadline is November 30, 2025.
- If you are a new subscriber with a SEBB medical coverage effective date of January through September 2025, your deadline is November 30, 2025.
- If you are a new subscriber with a SEBB medical coverage effective date of October through December 2025, your deadline is December 31, 2025.

## What if I can't complete the activities?

Any subscriber for whom it is medically inadvisable or, due to a medical condition, unreasonably difficult to attempt to satisfy the requirement for a SEBB Wellness Incentive Program can request an alternative requirement that will allow them to qualify for the SEBB wellness incentive or request to waive the requirement.

To request an alternative requirement, call SmartHealth Customer Service at 1-800-947-9541. To learn more, including how to appeal if your request is denied, see the *SmartHealth Reasonable Alternative Standard FAQs* on HCA's website at [hca.wa.gov/sebb-smarthealth](https://hca.wa.gov/sebb-smarthealth).

## What if I don't have internet access?

Call SmartHealth Customer Service at 1-800-947-9541, Monday through Friday, 6 a.m. to 6 p.m. (Pacific) to learn how you can participate.

## Who can I contact for more help?

For technical questions about using SmartHealth, contact SmartHealth Customer Service:

- Call 1-800-947-9541, Monday through Friday, 6 a.m. to 6 p.m. (Pacific)
- Online at [smarthealth.hca.wa.gov/contact](https://smarthealth.hca.wa.gov/contact)

# SEBB Program Nondiscrimination Notice and Language Access Services

The SEBB Program and its contracted health plans comply with applicable federal civil rights laws and do not discriminate (exclude people or treat them less favorably) on the basis of race, color, national origin, age, disability, sex, sexual orientation, or gender identity.

The SEBB Program provides reasonable accommodations and free appropriate auxiliary aids and services for people with disabilities, such as qualified sign language interpreters and written information in other formats (large print, audio, accessible electronic formats, other formats), as well as free language assistance services to people whose primary language is not English, such as qualified interpreters and information written in other languages.

If you need reasonable modifications, appropriate auxiliary aids and services, or language assistance services, or if you believe the SEBB Program or its contracted health plans has failed to provide these services or discriminated in another way, contact the Health Care Authority (HCA) Enterprise Risk Management Office or the appropriate health plan listed below. You can file a grievance in person, by mail, fax, or email. If you need help filing a grievance, the HCA Nondiscrimination Coordinator is available to help you.

**If you believe this organization has failed to provide language access services or discriminated in another way, you can file a grievance with:**

## SEBB PROGRAM

### Health Care Authority Enterprise Risk Management Office

**Attn: ADA/Nondiscrimination Coordinator**

PO Box 42704

Olympia, WA 98504-2704

☎ 1-855-682-0787 (☎ 711)

📠 360-507-9234

✉ [compliance@hca.wa.gov](mailto:compliance@hca.wa.gov)

## SEBB MEDICAL PLANS

### Kaiser Foundation Health Plan of the Northwest

**Attn: Member Relations Department**

500 NE Multnomah Street, Suite 100

Portland, OR 97232

☎ 1-800-813-2000 (☎ 711)

📠 855-347-7239

### Kaiser Foundation Health Plan of Washington

**Attn: Civil Rights Coordinator**

PO Box 35191, Mail Stop: RCR-A3S-03

Seattle, WA 98124-5191

☎ 1-888-901-4636 (☎ 711)

🌐 [kp.org/wa/feedback](http://kp.org/wa/feedback)

### Kaiser Foundation Health Plan of Washington Options, Inc.

**Attn: Civil Rights Coordinator**

PO Box 34590

Seattle, WA 98124-1590

☎ 206-630-4636

☎ 1-888-901-4636 (☎ 1-800-833-6388 or 711)

🌐 [kp.org/wa/feedback](http://kp.org/wa/feedback)

### Premera Blue Cross

*(For Premera plans and the UMP Centers of Excellence Program)*

**Attn: Appeals Coordinator**

PO Box 91102

Seattle, WA 98111-9202

☎ 1-855-332-4535 (☎ 711)

📠 425-918-5592

✉ [appealsdepartmentinquiries@premera.com](mailto:appealsdepartmentinquiries@premera.com)

### Regence BlueShield

*For all UMP plans except UMP Plus:*

**Regence BlueShield Civil Rights Coordinator**

**Attn: UMP Appeals and Grievances**

PO Box 1106

Lewiston, ID 83501-1106

☎ 1-800-628-3481 (☎ 711)

📠 1-877-663-7526

✉ [UMPcivilrights@regence.com](mailto:UMPcivilrights@regence.com)

*For UMP Plus—UW Medicine ACN:*

**Embright**

**Attn: UMP Plus—UW Medicine ACN Appeals and Grievances**

1037 NE 65th Street

PMB 259

Seattle, WA 98115

*For UMP Plus—Puget Sound High Value Network:*

**UMP Plus-Puget Sound High Value Network**

1149 Market St., Mail Stop: 10-09

Tacoma, WA 98405

☎ 1-877-345-8760

## SEBB MEDICAL PLANS (CONT'D)

### ArrayRx

(For UMP prescription drug benefits)

#### Attn: Appeals Unit

PO Box 40168

Portland, OR 97240-0168

☎ 1-855-232-9111 (📞 711)

📠 1-866-923-0412

✉ [compliance@modahealth.com](mailto:compliance@modahealth.com)

## SEBB DENTAL PLANS

### Delta Dental of Washington

(For DeltaCare and Uniform Dental Plan)

#### Attn: Compliance/Privacy Officer

PO Box 75983

Seattle, WA 98175

☎ 1-800-554-1907 (📞 1-800-833-6384 or 711)

📠 206-729-5512

✉ [Compliance@DeltaDentalWA.com](mailto:Compliance@DeltaDentalWA.com)

### Willamette Dental of Washington, Inc.

#### Attn: Member Services Department

6950 NE Campus Way

Hillsboro, OR 97124

☎ 1-855-433-6825 (📞 711)

📠 503-952-2684

✉ [memberservices@willametedental.com](mailto:memberservices@willametedental.com)

## SEBB VISION PLANS

### Davis Vision, Inc.

#### Attn: Complaints and Appeals Department

PO Box 791

Latham, NY 12110

☎ 1-888-343-3470

### EyeMed Vision Care

#### Attn: Quality Assurance Department

1209 Orange St.

Wilmington, DE 19801

☎ 1-800-699-0993 (📞 1-844-230-6498)

📠 513-492-3259

### Metropolitan Life Insurance Company

(For discrimination concerns about MetLife vision plan)

#### Attn: Corporate Consumer Relations Department

PO Box 997100

Sacramento, CA 95899-7100

☎ 1-833-854-9624

☎ 1-800-428-4833 (📞 711)

## YOU CAN ALSO FILE A CIVIL RIGHTS COMPLAINT WITH:

### U.S. Department of Health and Human Services Office for Civil Rights

200 Independence Avenue, SW

Room 509F, HHH Building

Washington, D.C. 20201

☎ 1-800-368-1019 (📞 1-800-537-7697)

✉ [OCRComplaint@hhs.gov](mailto:OCRComplaint@hhs.gov)

🌐 [ocrportal.hhs.gov/ocr/portal/lobby.jsf](https://ocrportal.hhs.gov/ocr/portal/lobby.jsf)

(to submit complaints electronically)

🌐 [hhs.gov/civil-rights/filing-a-complaint/complaint-process/index.html](https://hhs.gov/civil-rights/filing-a-complaint/complaint-process/index.html) (to find complaint forms online)

### The Washington State Office of the Insurance Commissioner

☎ 1-800-562-6900 (📞 360-586-0241)

🌐 [insurance.wa.gov/file-complaint-or-check-your-complaint-status](https://insurance.wa.gov/file-complaint-or-check-your-complaint-status)

🌐 [fortress.wa.gov/oic/onlineservices/cc/pub/complaintinformation.aspx](https://fortress.wa.gov/oic/onlineservices/cc/pub/complaintinformation.aspx)



## *Update your mailing address*

Keep your address up to date so we can send you important account information that can't be emailed, including eligibility or payment deadlines. This also ensures that the health plans you are enrolled in send information to the right address.

Let your payroll or benefits office know of any address changes. You can't update your mailing address using Benefits 24/7.

